


Wall Anchors

E-Z Anchors®

A One-Piece Self-Drilling Anchor

- **Fast!** Self-Drilling, one-step installation.
- **Easy!** All you need is a #2 Phillips screwdriver.
- **Removable!** Unlike other mounting hardware, you can take the E-Z Anchor out of the wall as easily as you put it in.
- **Secure!** The deep threads hold fast in 3/8", 1/2" or 5/8" gypsum wallboard. Holds up to 70 lb. shear strength.*
- **Neat!** The unique points cut clearly into wall and the head sits flush. Heavy duty zinc version will also drive into wood studs.
- **Corrosion Resistant!** E-Z Anchor will not rust, stain or streak.



Place #2 Phillips screwdriver or cordless (#2 Phillips bit) into recess of either plastic or zinc E-Z Anchor.

Insert screw with #2 Phillips screwdriver (or bit). #8 screws are recommended.

Press into gypsum wall-board, while turning the anchor clockwise until it is seated flush with the wall.

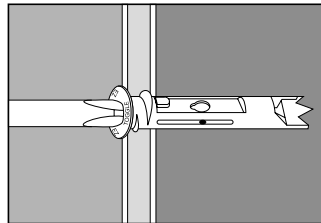
Cat. No.	Finish	Packing
051.18.025	zinc-plated steel (heavy duty)	100 pcs.
051.18.034	white plastic (medium duty)	100 pcs.

*Depends on material strength.

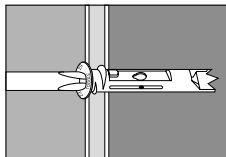
E-Z Toggles

A Self-Drilling Toggle That's Trouble-free

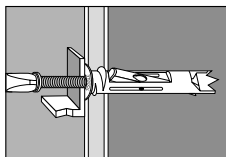
Now you can mount heavy objects to gypsum wallboard without drilling, cutting, hammering or hunting for studs. With just a #2 Phillips screwdriver you can install the E-Z Toggle® bolt and you're ready to go. Holds up to 120 lb. shear strength.*



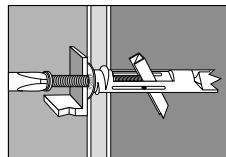
*Depends on material strength.



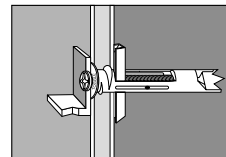
Simply screw E-Z Toggle into the wall.



Place the fixture and insert the screw provided.



As screw turns, clamp engages.



Keep turning until tight.
