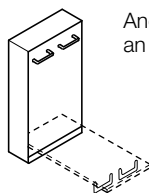


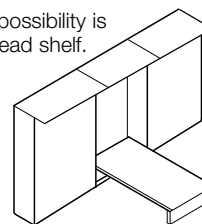
Foldaway Bed Fittings

The dimensions listed are internal cabinet dimensions. The cabinet and bed box constructions require a wood thickness of 20 mm.

Instead of legs, large handles can be mounted which serve as supports when the bed is in the down position.



Another possibility is an overhead shelf.

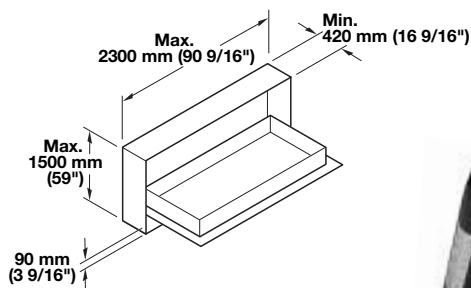


LGA quality certificate

- Detailed assembly instructions are enclosed with every fitting set

Bedlift Foldaway Bed Fittings for widthwise mounting

- Allows for the construction of foldaway beds according to your own plan



Fitting Set

Consists of:

- 1 pair foldaway fittings with pivot bearing and positioning bolt for gas pistons
- 2 pcs. safety stops
- 1 pc. safety lever with stop plate

| Item No. |
|------------|
| 271.95.204 |

Packing: 1 set (includes mounting material and instructions)

Gas Pistons, (pre-stressed with tightening strap)

- Tightening strap needed to install or remove piston from fitting set

| Bed weight | Pushing Force | Item No. |
|------------------|---------------|------------|
| 40 kg (88 lbs.) | 400 N | 271.99.122 |
| 50 kg (110 lbs.) | 500 N | 271.99.140 |
| 60 kg (132 lbs.) | 600 N | 271.99.168 |
| 70 kg (154 lbs.) | 700 N | 271.99.186 |
| 80 kg (176 lbs.) | 800 N | 271.99.202 |

Packing: 1 pc. (2 pcs. required per bed)

Order gas pistons separately depending on bed weight.



Angular Feet

- To support the opening bed
 - When opening the bed, the angular feet must be extracted, turned by 90° and retracted to the stop.
- Material: steel, powder-coated

| Finish | Item No. |
|----------|------------|
| aluminum | 271.95.361 |

Packing: 1 pair



The angular feet with mounting plate are screw-mounted to the foot side of the bed frame and to the inside of the front panel.

A minimum 40 x 40 mm square beam is needed on four sides as slatted frame support.

It is essential for foldaway beds to be secured against tipping, according to EN 1129. (Check the floor for suitability) Two safety stops are enclosed with every fitting set.



Retaining Straps for bedding

- With contact closing

| For mattress width | Item No. |
|--------------------|------------|
| up to 900 mm | 271.87.920 |
| up to 1200 mm | 271.87.921 |
| up to 1400 mm | 271.87.922 |

Packing: 1 set

For selecting the gas-loaded spring, the bed weight is needed.
bed box and slatted mattress frame + Mattress and bedding
= Bed weight

| |
|--|
| Mattress width |
| + 2 x bed frame thickness |
| + 125 mm |
| = internal cabinet height |
| Mattress length |
| + 2 x bed frame thickness |
| + 54 mm |
| = internal cabinet width |
| Gap on four sides between cabinet and front panel. |
| = minimum 4 mm |

Dimensional data not binding. We reserve the right to alter specifications without notice.