

Flap Stays

FLAP-EX

- Particularly suitable for installing in cabinets with front flaps
- The door is opened under spring tension by **approximately 27°** by applying pressure directly to the door
- When the door is closed, the flap is pushed back into the cabinet and secured by the **Mini Latch**
- For cabinet sizes from 820 mm (32 5/16") high, 400 mm (15 3/4") wide inside cabinet depth of at least 270 mm (10 5/8")

Important:

The hinge with the coil springs is designed to support a **particle board front** with the maximum dimensions 590 mm (23 1/4") high, 400 mm (15 3/4") wide and 19 mm (3/4") thick and a maximum **weight when full of 5 kg** (11 lbs.).



For installation of the front flap, **2 cup hinges** and a **Mini Latch** are required, see below.



The door is **opened** by pushing against the door panel. The pressure triggers the release spring in the fitting and the door opens automatically. To **close** the door, slightly press against the door panel.



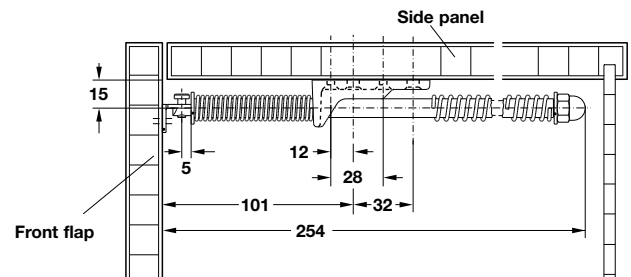
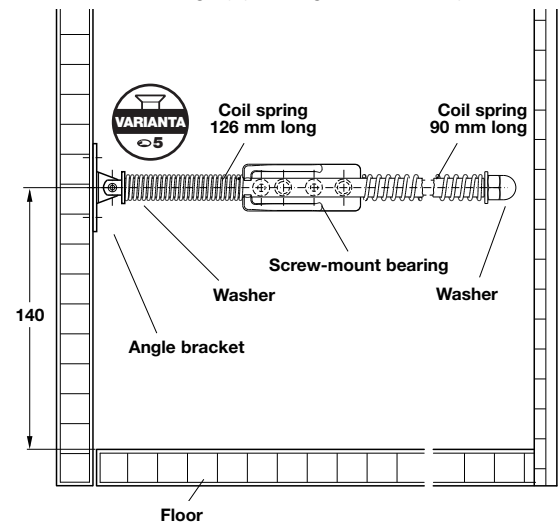
Flap Hinge "FLAP-EX"

consists of:

- 1 screw-mount angle bracket, steel
- 1 round rod with plastic sleeve, 2 washers
- 2 coil springs: front = 126 mm (4 15/16") long
rear = 90 mm (3 9/16") long
- 1 screw-mount bearing, plastic; Color: white

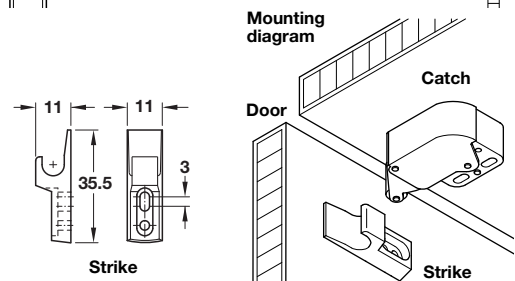
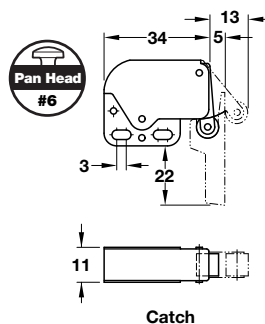
Finish	Item No.
nickel-plated	365.52.708

*Packing: 10 pcs. (completely assembled)



Mounting instructions:

Screw the angle bracket to front panel and screw-mount bearing to cabinet side panel; see mounting drawing on the right. Push round rod into the screw-on bearing between the two coil springs.



Mini Latch, screw-mount

Material: Catch: steel
Strike: plastic; Color: white

Finish	Item No.
nickel-plated	245.54.701

*Packing: 50 pcs.

Dimensional data not binding. We reserve the right to alter specifications without notice.

Flat head screws	pages 194–195, 197
Pan head screws	pages 196–197
Varianta screws	page 202

Dimensions in mm
Inches are approximate