

WELLS®

SPECIFICATIONS

V.1013

WENTWORTH

by WELLS

**Specialty Series
Under-Mount Double Bowl Sink
SSU3018-45**

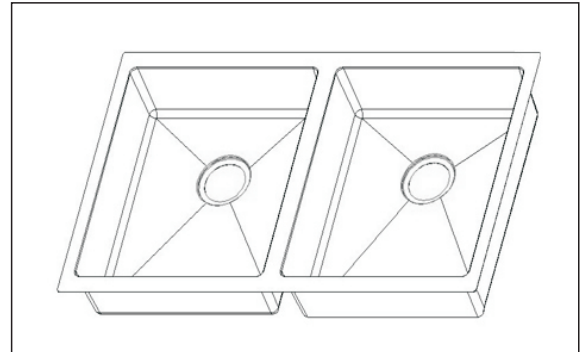
ADA

MATERIAL

Premium quality Type 304 nickel bearing stainless steel

FEATURES

18 gauge undermount
Hand crafted with reserved-radius corners
Heavier than 16 gauge pressed sink
Sound absorbent coating & padding
Drain openings: 3 1/2"
Drain placement: offset towards back
Mounting hardware included
Cutout template included
Limited lifetime warranty
Complies with ASME A 112.19.3-2008/CSA B45.4-08
ADA compliance (See recommended ADA Installation below)



OPTIONAL ACCESSORIES

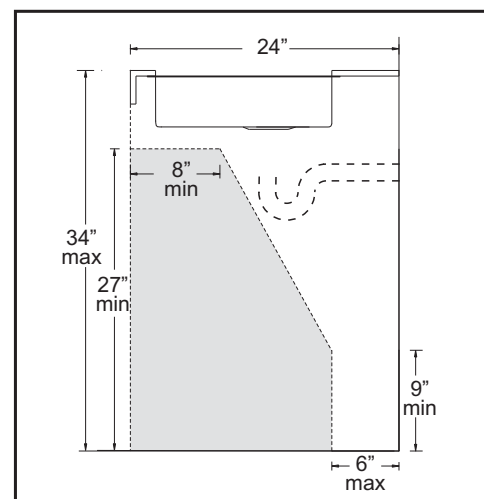
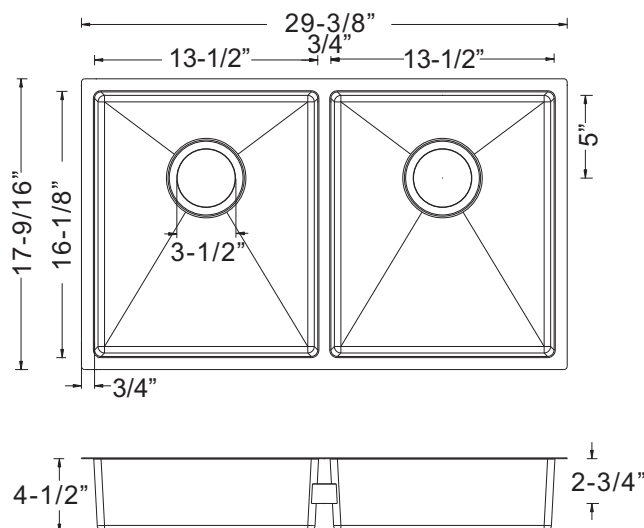
Basket Strainer: S9900



S9900

SINK DIMENSIONS

Model	Overall		Left Bowl Inside			Right Bowl Inside			Recommend Cabinet Size
	L	W	L	W	D	L	W	D	
SSU3018-45	29-3/8"	17-9/16"	13-1/2"	16"	4-1/2"	13-1/2"	16"	4-1/2"	33"



Recommended ADA Installation