



MODEL TD-SILENT

EXTREMELY QUIET INLINE MIXED FLOW DUCT FAN

MODEL FEATURES

- Exhaust air up to 530 CFM with static pressure capabilities to 1" w.g.
- Mixed flow impeller for excellent air flow to pressure performance ratio
- Direct connection, single-speed motor
- Ideal for applications where space is limited
- cULus Listed

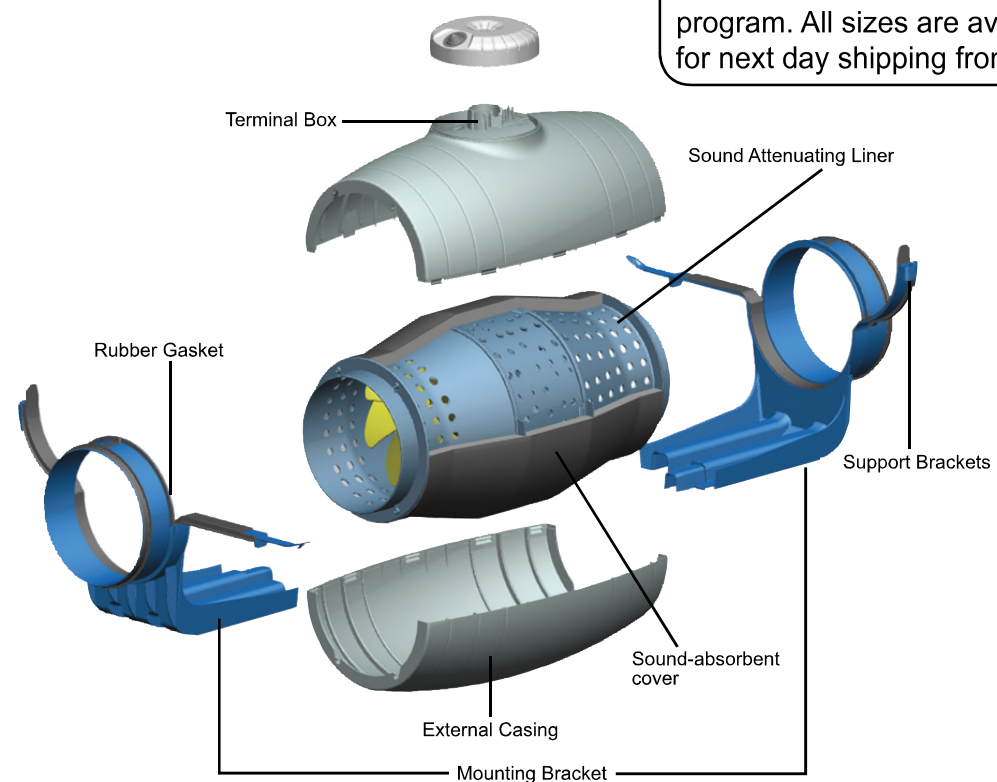


MODEL OVERVIEW

The TD-SILENT fans as the name suggests, are extremely quiet, low profile "Mixed-flow" fans. Manufactured in plastic material with an external connection box, the body is easily dismantled with a single speed controllable 115V 60Hz motor. Sound waves are directed through the perforated inner skin and absorbed by a layer of sound-absorbent insulation. Plus the TD-SILENT is fitted with rubber gaskets on the inlet and outlet to facilitate installation, absorb vibrations, and provide a virtually air-tight seal.

The TD-SILENTs offer the same simple installation features as the extremely popular TD-MIXVENT fans with an integral mounting bracket, removable body, and a terminal box that can be rotated 360 degrees. The low profile of the fans makes them the ideal product for installations with low height limits, such as the case of suspended ceilings.

Model TD-SILENT is available in our Quickship program. All sizes are available for next day shipping from stock.



5 year fan housing and motor warranty

All specifications are subject to change without notice unless approved in submittal by Soler & Palau.



CONSTRUCTION/SPECIFICATION CHECKLIST

Construction

The TD-SILENT consists of three nominal sized in-line fans. All models are specifically designed for direct connection in-line with industry standard diameter round ducting.

The TD-SILENT models 125XS, 150S and 200S are manufactured in tough reinforced plastic. Sound waves are directed through the perforated inner skin and absorbed by a layer of sound-absorbent insulation. Plus the TD-SILENT is fitted with rubber gaskets on the inlet and outlet to absorb vibrations.

Long Life

Permanently lubricated motors are engineered for trouble-free continuous operation for 40,000 hours.

Impellers

The impeller blades are molded in tough ABS plastic.

Motors

Models 125XS:

Single-phase, 120V 60Hz, shaded pole induction asynchronous motor in die cast aluminum. All motors include direct single speed connection and are also suitable for voltage speed control.

- Class I electrical insulation
- IP 44 Protection
- Class B Motor Insulation
- Safety auto reset Thermal Overload Protection (fuse type)
- Self-lubricating sleeve bearings.
- Suitable for working airstreams up to 104°F (40°C)

Models 150S and 200S:

Single-phase induction asynchronous motor, with permanent capacitor and external rotor in die cast aluminum. All models include direct single speed connection and are also suitable for voltage speed control.

- Class I electrical insulation
- IP 44 Protection
- Thermal Overload Protection
- Class B Motor Insulation
- Sealed For Life, ball bearings
- Size 200S: Suitable for working airstreams up to 104°F (40°C)
- Size 150S: Suitable for working airstreams up to 140°F (60°C)

Code Approval

- All models have been independently safety tested by Underwriters Laboratories, Inc. and are UL and cUL Listed.
- Independently tested for Airflow Performance.
- The TD product range is certified by the Home Ventilating Institute (HVI) for Air Performance.
- All models are ENERGY STAR® qualified.

ACCESSORIES



PG
Premium Intake
Grille



BOC/BOR
Interior Air
Valve



MCA
Backdraft
Shutter



MBR
Connector



MAR
Rectangular Duct
Adapter



MRJ
Grille

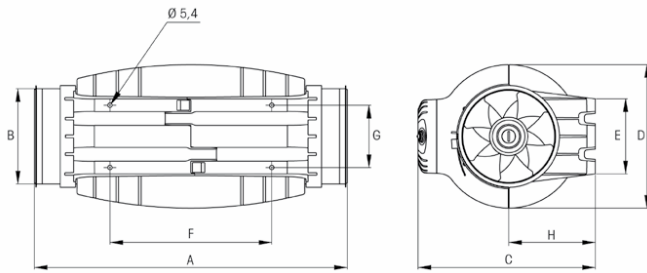


CVC
Continuous
Ventilation Controls



PERFORMANCE/DIMENSIONS

Dimensions (inches/mm)



Model	A	B Ø	C	D Ø	E	F	G	H
TD-125XS	22 ^{5/8}	3 ^{13/16}	9 ^{15/16}	8 ^{1/16}	3 ^{15/16}	9 ^{13/16}	3 ^{1/4}	4 ^{3/4}
TD-150S	19 ^{1/16}	5 ^{13/16}	10 ^{13/16}	8 ^{11/16}	4 ^{9/16}	9 ^{13/16}	3 ^{3/4}	5 ^{1/4}
TD-200S	22 ^{3/8}	7 ^{13/16}	12 ^{7/8}	10 ^{3/8}	5 ^{11/16}	13 ^{11/16}	5 ^{1/16}	6 ^{7/16}

Performance characteristics

All models include a direct two speed motor connection.

Model	Duct Dia. Ins.	Nom. RPM	Volts	Max. Watts	Speed	CFM v Static Pressure (SP) Ins. WG							Max. SP	Max operating temp. (°F)	Wgt. (lbs)
						0"	0.125"	0.25"	0.375"	0.5"	0.75"	1.0"			
TD-125XS	5"	2500	120	36	HS	203	175	138	84	33	-	-	0.6	104	11.9
TD-150S	6"	2700	120	65	HS	333	315	286	271	257	178	77	1.2	140	13.2
TD-200S	8"	2200	120	122	HS	530	503	472	443	415	349	204	1.2	140	19.2



The TD-SILENT Models 125XS and 150S are California Title 24 compliant and meet ASHRAE 62.2 when installed with a CVC and other TD models are compliant when installed with a 3 way switch and remotely mounted speed control.

Sound characteristics

Fan sound levels are measured in sones. At this time there are no sone level test standards available through HVI due to the fact that remote mounted fan noise levels are in proportion to the following: type of duct, length of duct, fan distance from the intake source and other miscellaneous factors. However, it is generally accepted that remote mounted venting is usually quieter than standard (in room) venting.

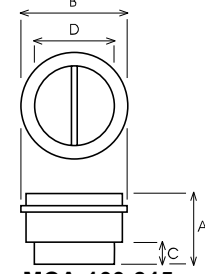


MCA

Backdraft dampers are installed at the fans' discharge. They prevent the entry of odors, air currents and prevent heat leaks when the exhauster is not in operation.

Model	Type TD
MCA-100	100
MCA-125	125
MCA-150	150
MCA-200	200
MCA-250	250
MCA-315	315

Dimensions (inches/mm)



MCA-100-315

Model	A	B	C	D
MCA-100	4 3/16 107	4 3/8 111	1 1/4 31	3 11/16 94
MCA-125	4 3/16 107	5 3/8 136	1 1/4 31	4 11/16 119
MCA-150	4 3/4 121	6 7/16 163	1 3/8 35	5 13/16 147
MCA-200	5 3/16 131	8 7/16 214	1 3/8 35	7 3/4 197
MCA-250	6 3/16 164	10 3/8 264	1 5/8 42	9 3/4 248
MCA-315	8 1/16 205	13 330	1 15/16 50	12 5/16 312



MRJ

Grilles fit on the suction and the discharge sides of the installation. They prevent the entry of foreign bodies which could damage the fan.

Model	Type TD
MRJ100	100
MRJ125	125
MRJ150	150
MRJ200	200
MRJ250	250
MRJ315	315



MBR

Flanges enable TD devices to connect in a series.

Model	Type TD
MBR-125	125
MBR-150	150
MBR-200	200
MBR-250	250