




MODEL TR300

(Energy Recovery Ventilators- ERV)



Specifications

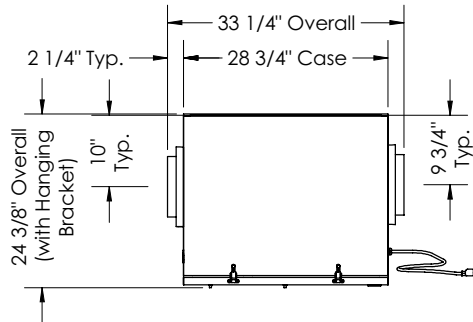
Ventilation Type: Static Plate, Heat and Humidity Transfer				
Typical Airflow Range: 150-300 CFM				
Unit may be mounted in any orientation				
Number Motors: One, 0.2 hp				
V	Hz	Phase	Input Watts	FLA
120	60	Single	315 @ 297 CFM	3.3
Control Voltage: 24 VAC				
Filters: MERV 8, spun polyester media. 10-1/2" x 21-3/4" x 1"				
Weight: 72 lbs (unit), 115 lbs (in carton)				
Shipping Dimensions: 34" L x 44" W x 34" H				

Core Performance

Airflow CFM	ESP in H ₂ O	Temp EFF%	Total EFF% Winter*	Total EFF% Summer*
170	1.0	78	73	59
191	0.9	77	71	57
215	0.8	75	69	55
256	0.7	73	66	51
277	0.6	71	65	49
295	0.5	70	63	47
311	0.4	69	62	46

* Contact Factory for HVI certification report for complete certified rating.

Dimensions



TOP VIEW

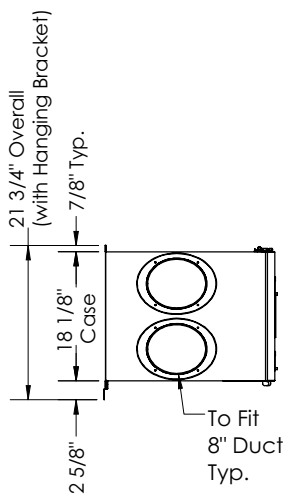
ABBREVIATIONS

EA: Exhaust Air to outside
 OA: Outside Air intake
 RA: Room Air to be exhausted
 FA: Fresh Air to inside

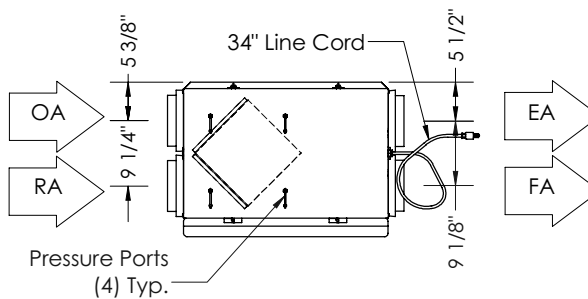
INSTALLATION ORIENTATION
 Unit may be installed in any orientation.

NOTE

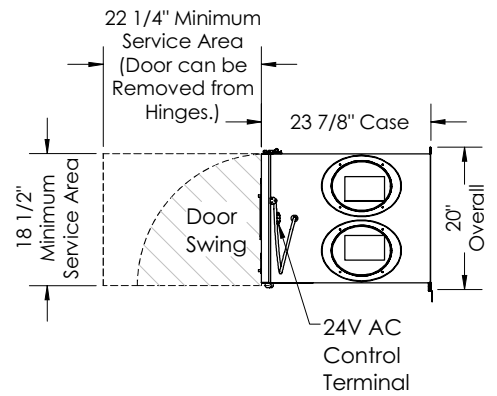
1. UNLESS OTHERWISE SPECIFIED, DIMENSIONS ARE ROUNDED TO THE NEAREST EIGHTH OF AN INCH.



LEFT VIEW



FRONT VIEW



RIGHT VIEW

All specifications are subject to change without notice unless approved in submittal by S&P.

TR300_Submittal - 052119

