

MODEL NUMBER / NÚMERO DE MODELO / NÚMÉRO DE MODÈLE

VG01045


VIGO Halsey Single Hole Bathroom Faucet

VIGO Halsey Grifo para baño, con un orificio

Robinet de salle de bain monotrou VIGO Halsey

PRODUCT FEATURES / CARACTERÍSTICAS DEL PRODUCTO / CARACTÉRISTIQUES DU PRODUIT

- 1.2 gpm flow rate
 - Single-hole installation
 - Single lever water and temperature control pressure tested for industry standard
 - Sedal ceramic disc valve, tested for 500,000 uses
 - Nozzle resists mineral buildup and is easy to clean
 - All mounting hardware and hot/cold waterlines included
 - Solid brass construction with premium finish
 - VIGO finishes resist corrosion and tarnish, exceeding industry durability standards
 - All VIGO Bathroom Faucets have a Limited Lifetime Warranty
-
- Caudal de 1,2 gpm
 - Instalación de un solo orificio
 - Presión de control de agua y temperatura de una sola palanca probada según el estándar de la industria
 - Válvula de disco de cerámica Sedal, probada para 500,000 usos
 - La boquilla resiste la acumulación de minerales y es fácil de limpiar
 - Todo el hardware de montaje y las líneas de agua fría / caliente incluidas
 - Construcción de latón macizo con acabado premium
 - Los acabados VIGO resisten la corrosión y las manchas, superando los estándares de durabilidad de la industria
 - Todos los grifos de baño VIGO tienen una garantía limitada de por vida
-
- Débit de 1,2 gpm
 - Installation à un trou
 - Pression de contrôle de l'eau et de la température à levier unique testée pour la norme
 - Vanne à disque en céramique Sedal, testée pour 500 000 utilisations
 - La buse résiste à l'accumulation de minéraux et est facile à nettoyer
 - Tout le matériel de montage et les conduites d'eau chaude / froide inclus
 - Construction en laiton massif avec finition premium
 - Tous les robinets de salle de bain VIGO ont une garantie à vie limitée



**REGISTER YOUR PRODUCT
REGISTRAR SU PRODUCTO
ENREGISTREZ VOTRE PRODUIT**

CERTIFICATE & WARRANTY / CERTIFICADO Y GARANTÍA / CERTIFICAT & GARANTIE

cUPC, NSF-61, NSF 372, AB1953, CEC, and WaterSense certified by IAPMO R&T

All VIGO Bathroom Faucets have a Limited Lifetime Warranty

Certificado cUPC, NSF-61, NSF 372, AB1953, CEC, y WaterSense por IAPMO R&T. Todos los grifos de cocina VIGO cuentan con una Garantía Limitada de Por Vida.

Certifié cUPC, NSF-61, NSF 372, AB1953, CEC, et WaterSense par la IAPMO R&T. Tous les robinets de cuisine VIGO bénéficient d'une garantie limitée à vie.



TOOLS / HERRAMIENTAS / OUTILS

- Adjustable Wrench
- Eye Protection
- Safety Gloves
- Plumber's Putty (Optional)
- Pipe Tape
- Flat Screwdrivers

- Manguera del rociador
- Rociador
- Partes de la manija
- Cartucho
- Contrapeso
- Partes para la fijación

- Tuyau douchette
- Douchette
- Assemblage de la poignée
- Cartouche
- Contrepoids
- Ensemble de montage

For installation help, missing or replacement parts, please contact our product specialist for consultation.

Para obtener ayuda con la instalación, piezas faltantes o de repuesto, por favor contacte a nuestro especialista del producto.

Pour obtenir de l'aide sur l'installation, des pièces manquantes ou de remplacement, veuillez contacter notre spécialiste du produit.

PACKING LIST / LISTE D'EMBALLAGE / LISTA DE CONTENIDO

- Faucet
- Supply Lines
- Allen Key
- Plumbers Tape

- Grifo
- Rociador
- Llave Allen
- Cinta de fontanería

- Robinet
- Lignes d'alimentation
- Clé Allen
- Ruban de plombier

In order to activate your warranty, you must register your product.

Es necesario registrar su producto para activar su garantía

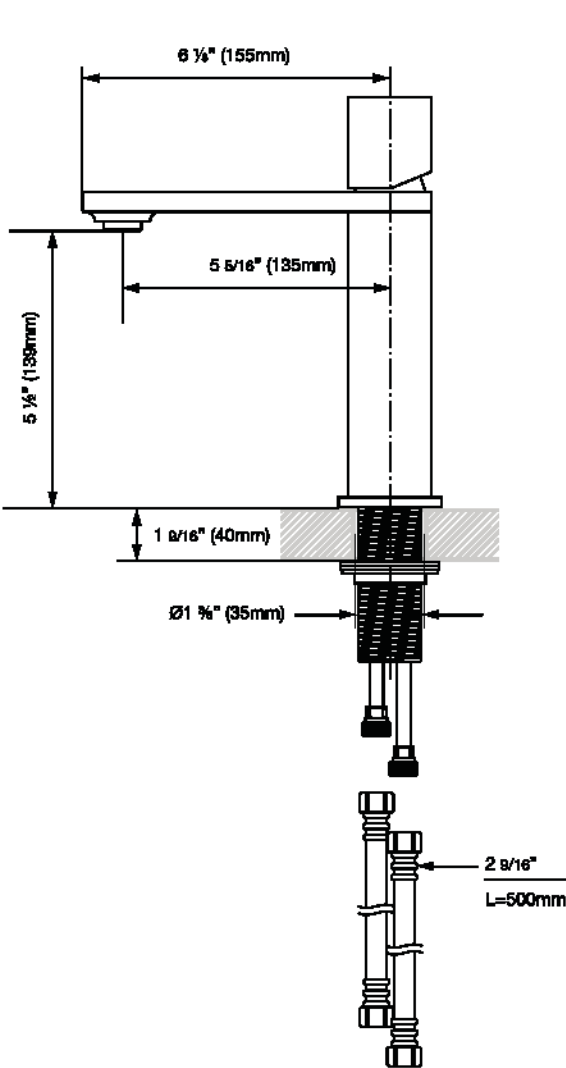
Pour activer votre garantie, vous devrez enregistrer votre produit.



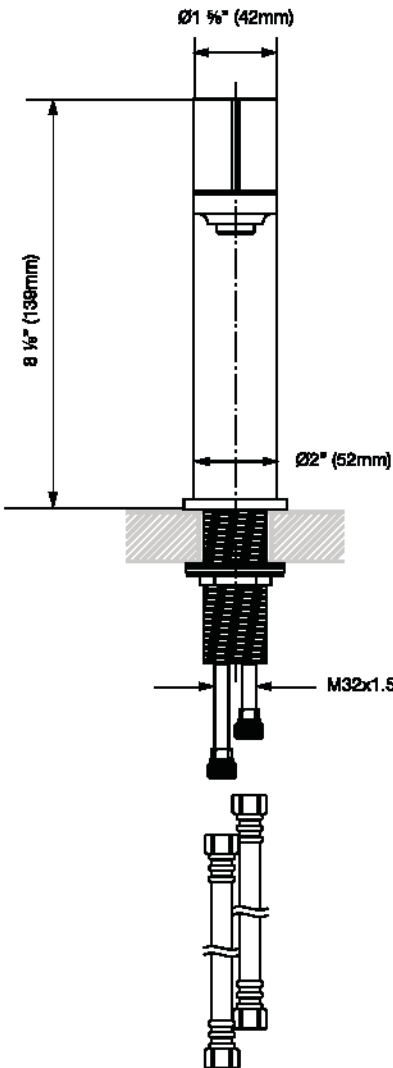
vigoindustries.com/register

**ACTIVATE NOW
¡ACTÍVELA AHORA!
ACTIVEZ-LA MAINTENANT**

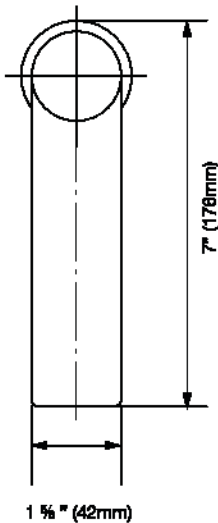
**TAG US TO BE FEATURED
#vigoindustries**



SIDE VIEW
VUE DE CÔTÉ
VISTA LATERAL



FRONT VIEW
VISTA FRONTAL
VUE DE FACE



TOP VIEW
VISTA SUPERIOR
VUE DE DESSUS

FAUCET MEASUREMENTS / DIMENSIONES DEL GRIFO / MESURES DU MITIGEUR	
Faucet height / Altura del grifo / Hauteur du mitigeur	8 1/8" (207mm)
Spout reach / Conexión de agua / Portée du bec	6 1/8" (155mm)
Spout height / Altura del caño / Hauteur du bec	5 1/8" (135mm)
Hole Diameter / Diámetro del agujero / Diamètre du trou	Ø1 1/8" (35mm)
Water supply connection / Conexión de suministro de agua / Connexion d'alimentation en eau	3/8"

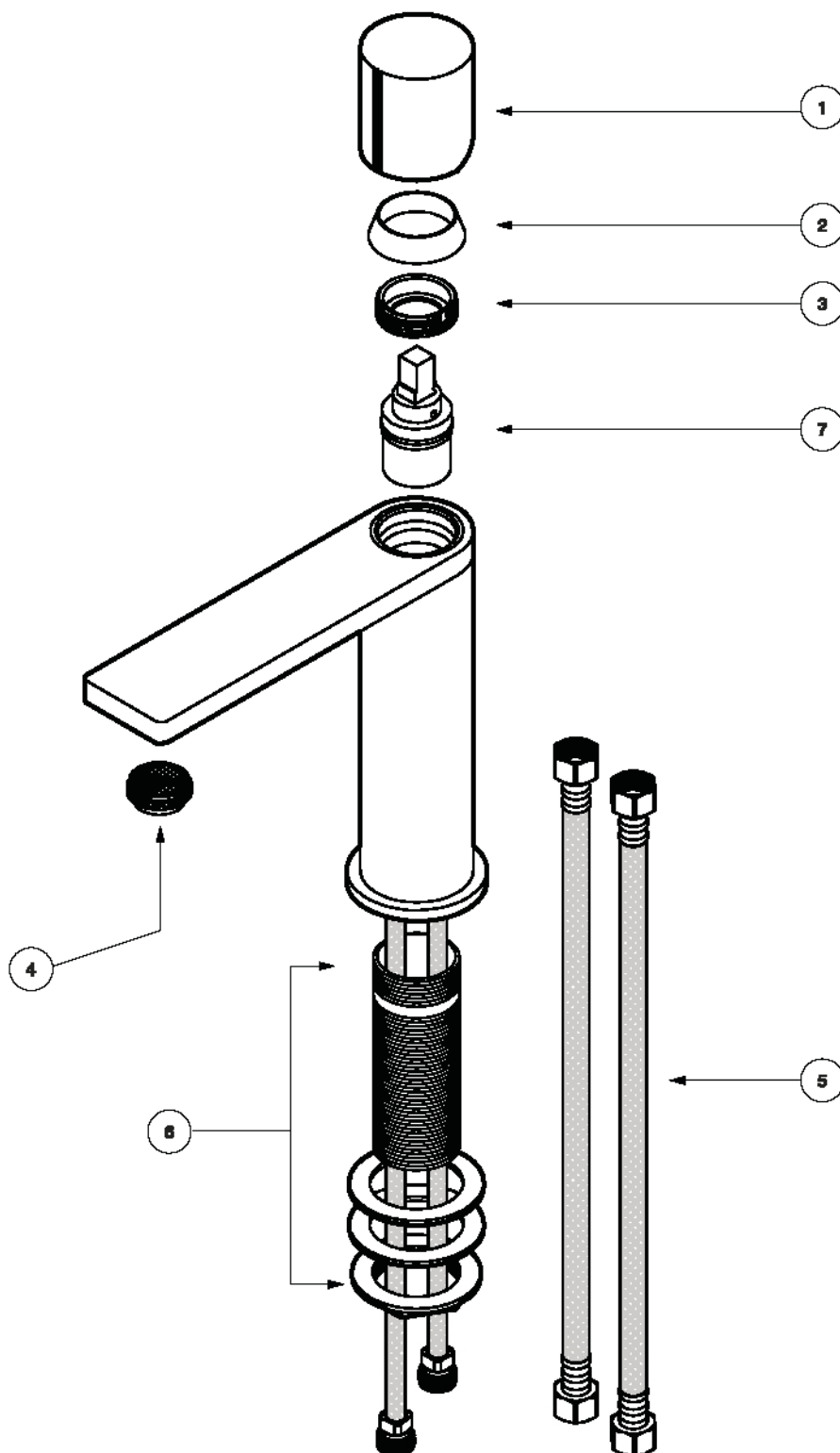
Parts List / Lista de partes / Liste des pièces

VG01045

- 1 68153 Handle
- 2 68154 Handle Escutcheon
- 3 68155 Cartridge Nut
- 4 64031 Aerator
- 5 74020 Braided Hose
- 6 68129 Mounting Hardware Assemble
- 7 64038 Cartridge

-
- 1 68153 Encargase de
 - 2 68154 Escudo de manija
 - 3 68155 Tuerca de cartucho
 - 4 64031 Aireador
 - 5 74020 Manguera trenzada
 - 6 68129 Montaje de hardware de montaje
 - 7 64038 Cartucho

-
- 1 68153 Manipuler
 - 2 68154 Écusson de poignée
 - 3 68155 Écrou de cartouche
 - 4 64031 Aérateur
 - 5 74020 Tuyau tressé
 - 6 68129 Matériel de montage assemblé montage
 - 7 64038 Cartouche



Installation Steps / Pasos para la Instalación / Étapes de l'Installation

VG01045

Installation must be done by a qualified licensed plumber.
La instalación debe ser realizada por un plomero autorizado cualificado.
L'installation doit être effectuée par un plombier qualifié autorisé.

1.1

STEP 1.1 / PASO 1.1 / ÉTAPE 1.1

1.1) Preparation

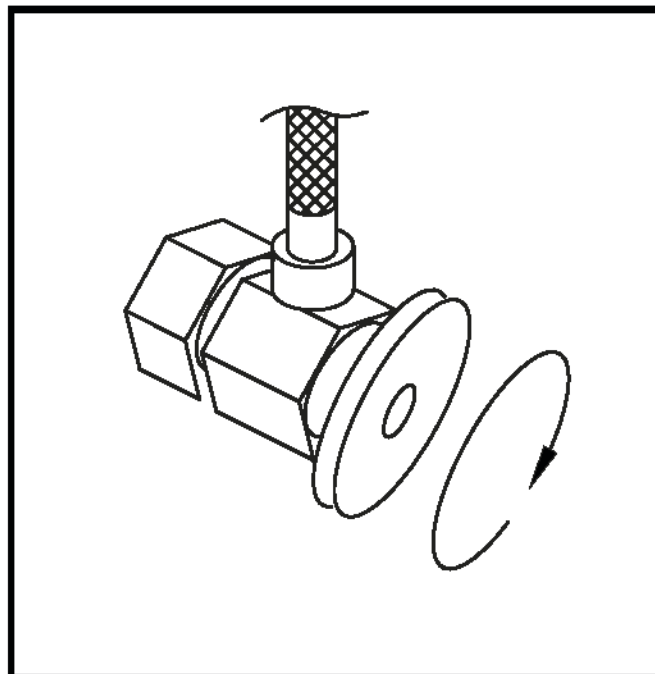
- 1.1.1 Shut off water supply
- 1.1.2 Remove old faucet and flexible hoses
- 1.1.3 Clean sink surface in preparation for the new faucet
- 1.1.4 Flush water connection at home to make sure no debris is stuck in the line

1.1) Preparación

- 1.1.1 Cerrar el suministro de agua
- 1.1.2 Retire el grifo viejo y las mangueras flexibles
- 1.1.3 Limpie la superficie del fregadero en preparación para el nuevo grifo
- 1.1.4 Enjuague la conexión de agua en el hogar para asegurarse de que no haya residuos atrapados en la línea

1.1) Préparation

- 1.1.1 Coupez l'alimentation en eau
- 1.1.2 Retirez l'ancien robinet et les tuyaux flexibles
- 1.1.3 Nettoyer la surface de l'évier en prévision du nouveau robinet
- 1.1.4 Rincez le raccordement à l'eau à la maison pour vous assurer qu'aucun débris n'est coincé dans la conduite



1.2

STEP 1.2 / PASO 1.2 / ÉTAPE 1.2

1.2) Connect Hoses

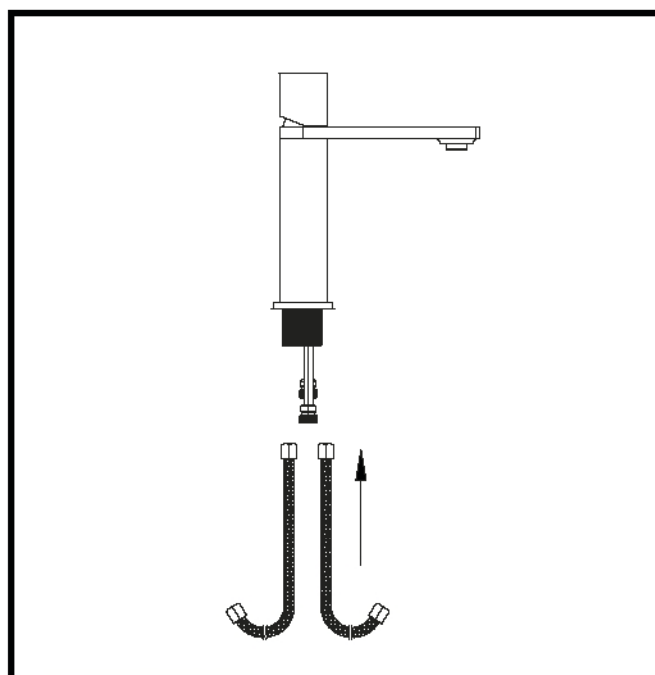
- 1.2.1 Connect flexible hoses to the brass pipes

1.2) Conectar mangueras

- 1.2.1 Conecta las mangueras flexibles a las tuberías de latón

1.2) Connecter les tuyaux

- 1.2.1 Connectez les tuyaux flexibles aux tuyaux en laiton



1.3

STEP 1.3 / PASO 1.3 / ÉTAPE 1.3

1.3) Install New Faucet

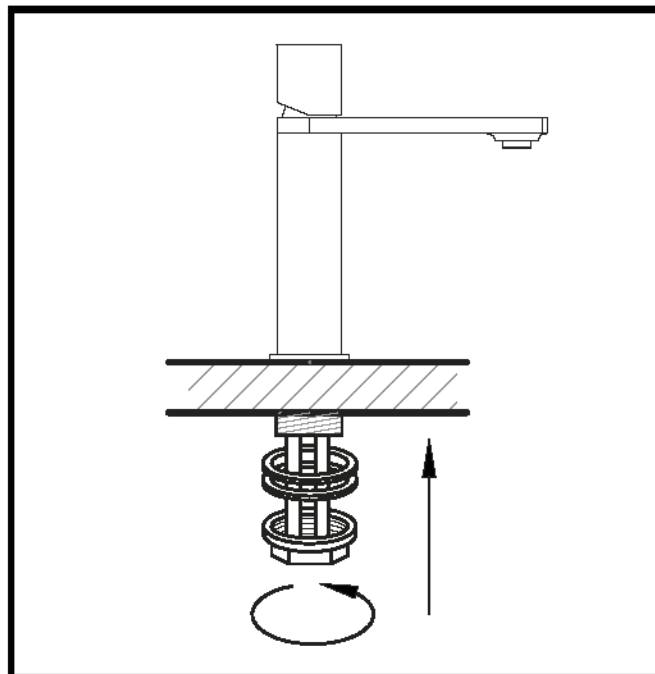
- 1.3.1 Place new faucet in the position on the countertop
- 1.3.2 From under the sink, put rubber washer, metal ring, brass nut on to threaded pin
- 1.3.3 Tighten nut

1.3) Instalar grifo nuevo

- 1.3.1 Coloque el grifo nuevo en la posición sobre la encimera
- 1.3.2 Desde debajo del fregadero, coloque la arandela de goma, el anillo de metal, la tuerca de latón en el pasador roscado
- 1.3.3 Apriete la tuerca

1.3) Installer un nouveau robinet

- 1.3.1 Placez le nouveau robinet en position sur le comptoir
- 1.3.2 Sous l'évier, placez la rondelle en caoutchouc, l'anneau métallique et l'écrou en laiton sur la broche filetée
- 1.3.3 Serrer l'écrou



1.4

STEP 1.4 / PASO 1.4 / ÉTAPE 1.4

1.4) Connect Hoses

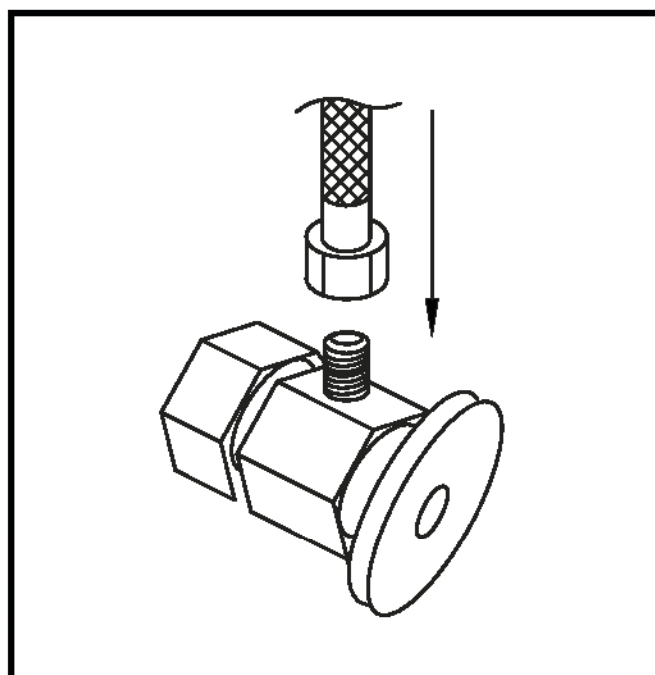
- 1.4.1 Connect female end of flexible hoses to the cold and hot water supply

1.4) Conectar mangueras

- 1.4.1 Conecta las mangueras flexibles a las tuberías de latón

1.4) Connecter les tuyaux

- 1.4.1 Connectez l'extrémité femelle des tuyaux flexibles à l'alimentation en eau froide et chaude



Modern faucets and showers consist of very different materials to comply with the needs of the market with regard to design and functionality. To avoid damage and reclamations, it is necessary to consider certain criteria when cleaning. Be sure to avoid using abrasive materials while cleaning VIGO products.

REGISTER YOUR PRODUCT

IN ORDER TO ACTIVATE YOUR WARRANTY
YOU MUST REGISTER YOUR PRODUCT

ACTIVATE NOW

CLEANING INSTRUCTIONS FOR FAUCETS AND SHOWERS

Please follow the instructions on your cleaning materials. In addition, pay attention to the following points:

- Clean the faucets and showers as needed and when required.
- The amount of cleaning product needed and the time the cleaner needs in order for effective cleaning to take place should be adjusted according to products; cleaning product should not be left on VIGO product longer than necessary.
- Clean regularly to prevent calcification.
- When using spray cleaner, spray first onto a cloth or sponge - never directly spray onto the sanitary tapware as drops could enter openings and gaps and cause damage.
- After cleaning, rinse thoroughly with clean water to remove any cleaner residue.
- Recommended cleaning solution for hard water and soap scum is to use 50/50 water and vinegar solution.



NEVER SPRAY
DIRECTLY
ON TAPWARE



SPRAY ONTO
SPONGE/ CLOTH



CLEAN
REGULARLY



RINSE THOROUGHLY
WITH CLEAN WATER

CLEANING MATERIAL FOR FAUCETS AND SHOWERS

Acids are necessary ingredients of cleaning materials for removing lime, however, please pay attention to the following points when cleaning faucets and showers:

- Only use cleaning materials that are explicitly provided for this type of application.
- Never use cleaning materials that contain hydrochloric, formic or acetic acid, as they cause considerable damage.
- Phosphoric acid is also restricted as it can cause damage to the finish.
- Never mix any cleaning material with another.
- Never use cleaning materials that have an abrasive effect, such powdered and industrial cleansers, scouring pads or micro fiber cloths.

Hydrochloric

Formic

Acetic Acid

Phosphoric

BATHROOM FAUCET LIMITED LIFETIME WARRANTY

VIGO

VIGO INDUSTRIES, LLC ("VIGO")
EFFECTIVE JANUARY 1, 2019

VIGO offers the following limited warranty on each of its BATHROOM FAUCET Products* (the "Product"). This warranty extends only to the original purchaser/end-user for personal household use and is not transferrable. For commercial use, additional limitations apply.

VIGO warrants hoses and all mechanical components to be free from defects in workmanship and materials under normal household use for the period of ONE (1) year from the initial date of purchase by the purchaser/end-user, contractor, or builder from VIGO or an authorized VIGO Dealer.

VIGO warrants the cartridge to be free from defects in workmanship and materials under normal household use for the period of FIVE (5) years from the initial date of purchase by the purchaser/end-user, contractor, or builder from VIGO or an authorized VIGO Dealer.

VIGO warrants the finish of the Product to be free from defects in workmanship and materials under normal household use for the lifetime of the product by the original purchaser/end-user.

Subject to the Warranty provisions below, any product reported to VIGO or an authorized dealer as being defective within the warranty period will receive replacement parts and/or troubleshooting assistance to correct the issue. If a replacement unit is deemed necessary by VIGO, the replacement will be made with the same model (or with a product of equal value). This warranty extends to the original purchaser/end-user and is not transferrable to a subsequent owner. Neither the distributor, authorized dealer, nor any other person has been authorized to make any affirmation, representation, or warranty other than those contained in this warranty. Products sold in "as-is" condition, closeouts, discounted, resale, return purchases or purchases made through non-authorized dealers are not covered under the terms of this warranty. Any affirmation, representation, or warranty other than those contained in this warranty shall not be enforceable against VIGO or any other person. VIGO reserves the right to modify this warranty at any time with the understanding that such modifications will not alter the warranty conditions applicable at the time of sale for the products in question.

LIMITATIONS

This warranty shall not apply to instances of incorrect operating procedures, breakages, or damages caused by fault through improper installation, carelessness, abuse, misuse, misapplication, improper maintenance, or alteration of the Product, as well as damage due to hard water, chemical or natural corrosion, accident, fire, flood, an act of God, or any other casualty. When cleaning, handling, and maintaining the Product, avoid using abrasive cleaners, steel wools, and harsh chemicals as these will scratch, damage and/or dull the product and/or finish and void this warranty. The owner/end-user of the Product covered by the present warranty is entirely responsible for all labor costs, proper installation and any applicable plumbing or electrical wiring. VIGO neither installs nor supervises installation, nor hires contractors for this purpose. VIGO cannot be held responsible for any default, breakage, or damages caused thereby or resulting thereof, either directly or indirectly. The owner/end-user must provide requested images, photos, videos of the Product as described in the installation guide so that VIGO can properly troubleshoot and execute the warranty specified herein. All repair expenses and labor are the responsibility of the owner/end-user. This warranty does not apply to Products that have not been installed or operated in accordance with instructions supplied by VIGO and all applicable rules, regulations, and legislation pertaining to such installations. This warranty does not apply unless the VIGO Product is installed by a fully insured, licensed professional. VIGO strongly recommends that such licensed professional have experience in the installation of bathroom and kitchen products. Installation of certain products, including but not limited to glass products (i.e. shower doors and glass sinks) by an inexperienced person may result in glass breakage, and consequently may cause personal injury or death. VIGO is not liable for personal injuries or deaths to any persons or for any direct special, incidental or consequential damage, loss of time, loss of profits, inconvenience, incidental expenses, labor or material charges, or other costs resulting from the use of the Product or equipment pertaining to the application of the present warranty, or resulting from the removal or replacement of any product or element or part covered by this warranty.

EXCEPT AS OTHERWISE PROVIDED ABOVE, VIGO MAKES NO WARRANTIES, EXPRESSED OR IMPLIED, INCLUDING WARRANTIES OF MERCHANTABILITY AND FITNESS FOR A PARTICULAR PURCHASE OR COMPLIANCE WITH ANY CODE. VIGO cannot be held liable for any amount over and above the purchase price paid for the Product by the owner/end-user, contractor, builder, or other installation professional.

COMMERCIAL LIMITATIONS

In addition to the above conditions and limitations, the warranty period for the products installed for commercial applications or used in commercial ventures is ONE (1) year from the initial date of purchase by the owner/end-user, contractor, or builder from an authorized dealer. VIGO is not responsible for loss of use or profit under any circumstances. If the product is used as a display, the warranty period begins when the product is placed on display. This warranty gives the owner/end-user specific legal rights. The owner/end-user may also have other rights which may vary from one state or province to another.

WARRANTY CONDITIONS

In order to obtain the warranty provided, please contact the VIGO Product Support Department during normal business hours at option 2 or via email at VIGO@kitchensource.com. VIGO will assist with troubleshooting and provide replacement parts as described above when the following conditions have been met: the failure is of the nature or type covered by the warranty; the user has informed VIGO of the nature of the problem during the warranty period; conclusive evidence (e.g. proof of purchase and images, video, etc.) is provided to the foregoing by the user proving that the failure occurred or was discovered within the warranty period. VIGO's warranty obligation shall be discharged upon tender of replacement parts or product replacement. The customer's refusal to accept the tender terminates VIGO's warranty obligations.

*Certain models are pending approval.

Certification may be ended by VIGO or certification agencies without notice.