

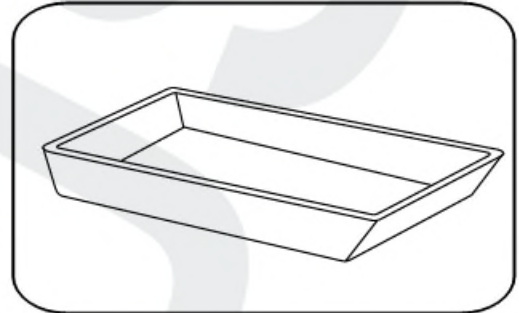
Product Description and Measurements

15MM Tempered Glass Vessel

- ★ Exclusive Kraus Collection
- ★ 15MM Glass
- ★ 21 7/8" X 13 7/8" Rectangular Vessel Sink
- ★ Tempered Natural Glass
- ★ For Above Counter Installation



In Accordance with Industry Codes & Standards for USA & Canada
All Kraus Glass Lavatory Sinks are Certified & Listed By cUPC.



Thank You

Dear Valued Customer,
Kraus would like to take this opportunity to thank you for this purchase. It is our sincere hope that you are completely satisfied with your new product. We welcome any questions or comments that you may have and look forward to assisting you with your accessory needs in the future.

Sincerely,
Kraus customer service department.

Prior To Installation Steps

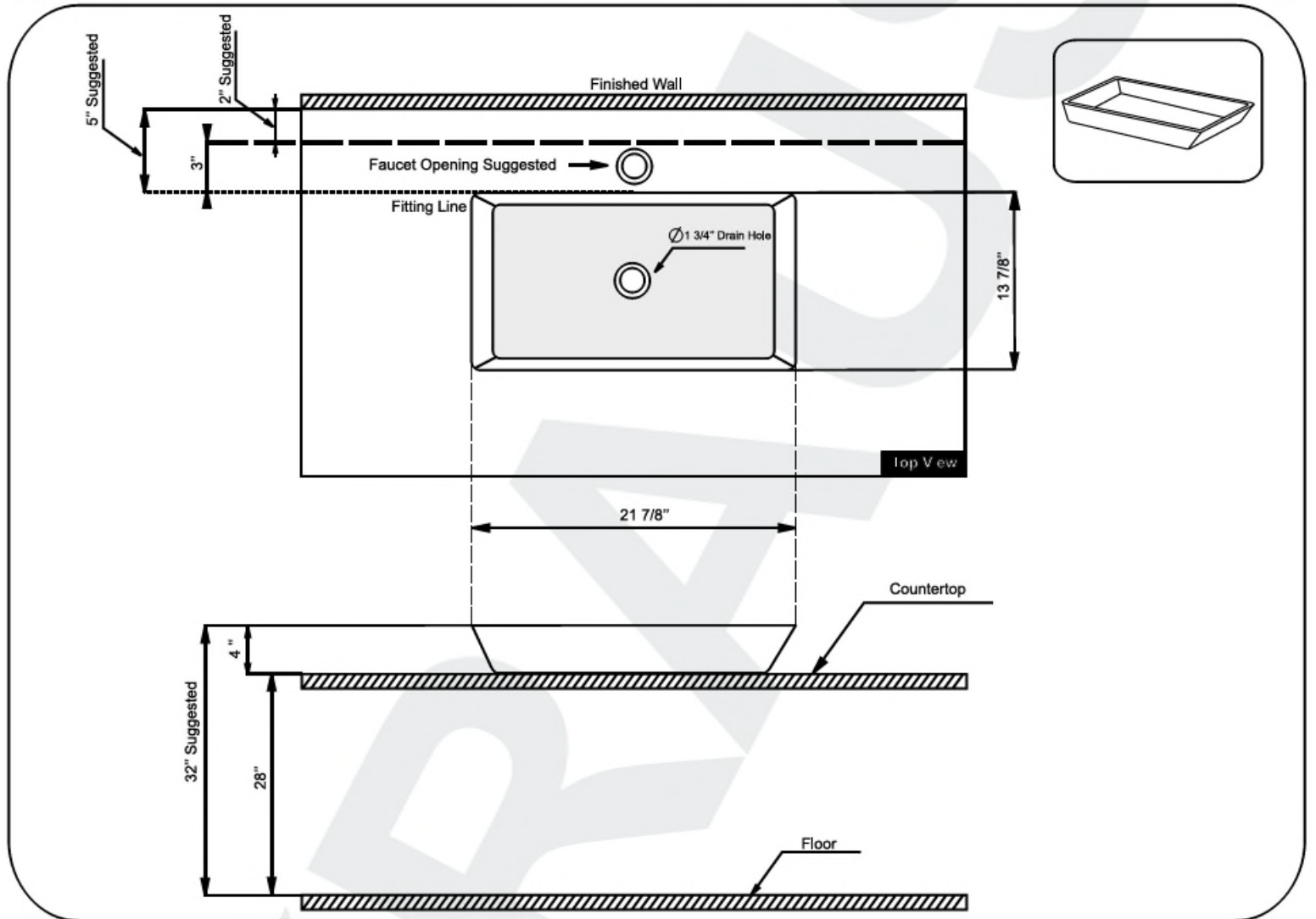
1. Unpack your new product and ensure that all the parts are included in the packaging. Keep the product in its original box until you ready to install it.
2. The counter top must be flat.
3. Shut off the water supply.
4. Observe all plumbing and building codes in your area.
5. It is recommended that installation of the product be done by a professional plumber.

Glass Sink Installation

1. Make sure the vessel sink is not scratched, chipped or broken prior to installation.
2. Check to see that your set contains the following parts:
 - Vessel sink
 - Pop up drain (optional, may be sold separately)
3. Gently set your sink over your drain hole.
5. Locate and disassemble your pop up drain in the following order:
 - unscrew the tail piece
 - unscrew the brass nut
 - remove the firm washer
 - remove the concave washer, leaving the top thin soft rubber washer on.
6. Insert the drain body into the 1 3/4" drain opening of your sink.
7. From underneath the countertop insert the concave white rubber washer onto the drain with the concave side facing the countertop. Push it all the way up, until it is in contact with the countertop.
8. Insert the firm washer until it comes into contact with the concave white rubber washer.
9. Screw the brass nut onto the drain body until it touches the firm washer.
10. Screw the tail piece back on.

Please Note: Installation should be done by hand. No tools are required or recommended.

Rough-In Dimensions



Care & Maintenance

Kraus glass vessel sinks are hand crafted from the highest quality tempered glass, and are extremely durable and resistant to corrosion. However, despite the durability and strength of our sinks, they may still be damaged if proper measures are not taken in their care and maintenance.

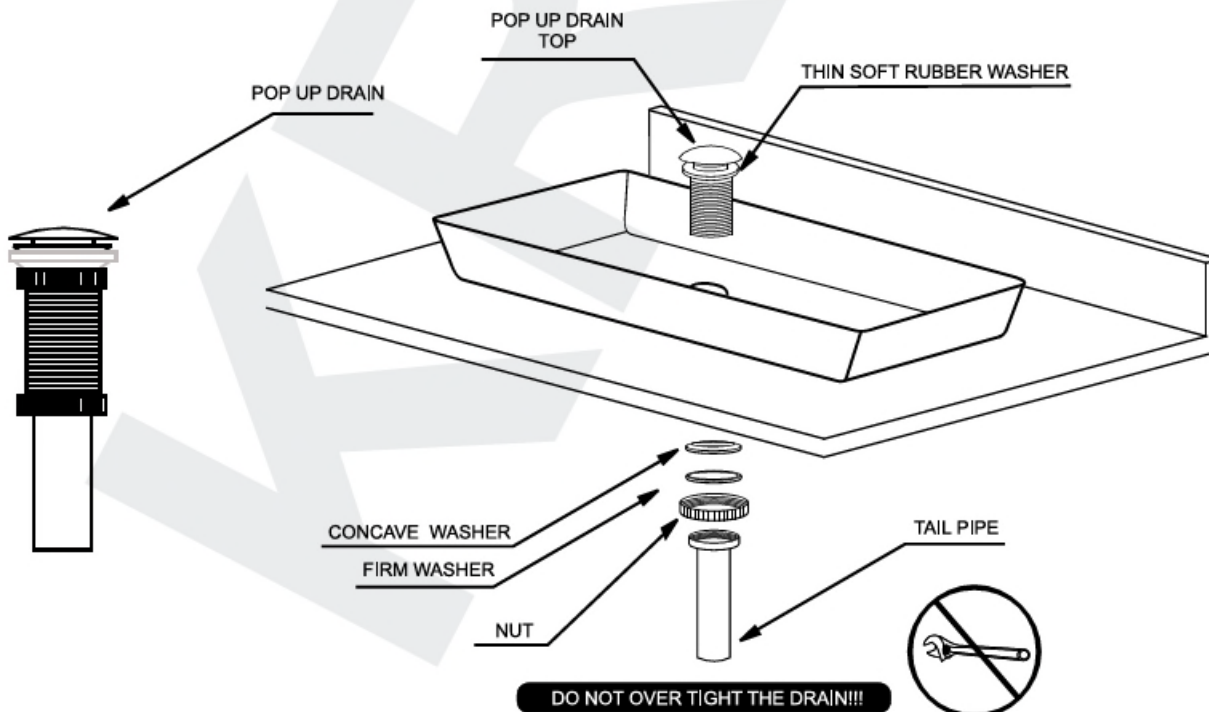
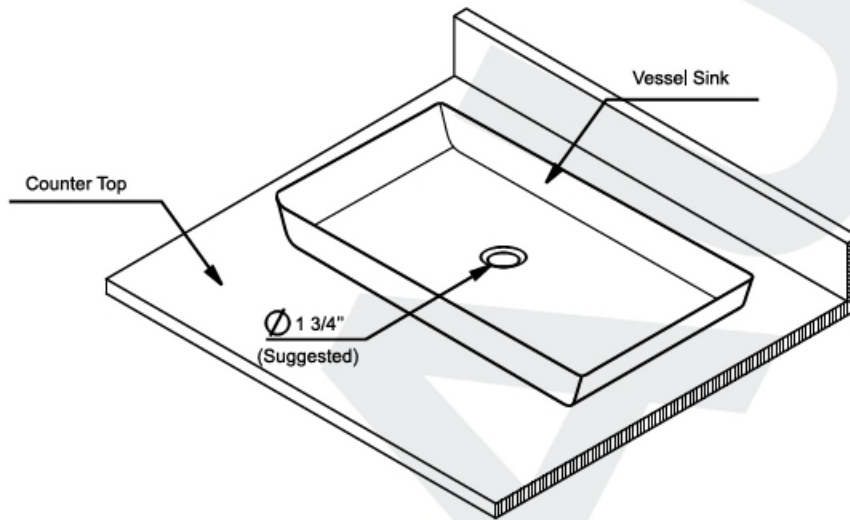
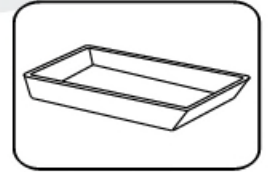
In order to prolong the life of your glass sink, simple daily maintenance is the key to keep your sink in its original condition. We suggest cleaning your sink after each use with a soapy sponge, then rinsing thoroughly with warm water. You may dry it with a towel or a dry cloth. This will eliminate water spots and streaks while the sink is in use.

Do not be alarmed in case you begin to notice stains on your glass sink. They are most often caused by various minerals contained in your water supply. These mineral deposits settle in the surface of the glass and may cause the surface to stain. In order to eliminate stain spots, use a non-abrasive or mild-abrasive cleaner as mentioned earlier. Remember not to apply force while cleaning your glass sink. Do not scrub the glass, as you may scratch the surface of the sink. When finished, rinse thoroughly with warm water and dry with a towel or a soft cloth.

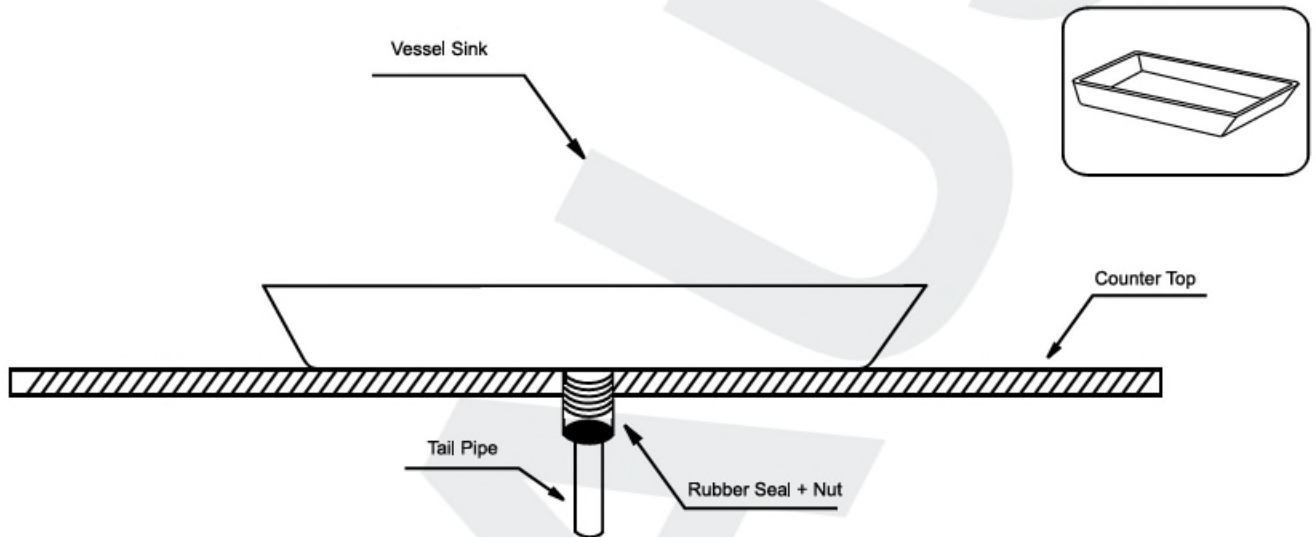
At KrausUSA your satisfaction with quality and durability of our products is extremely important to us. Therefore, we hope that you try to avoid prolonged sink contact with products containing high concentrations of acids, dishwashing detergents, or bleaches containing chlorine. These products may stain the surface of the sink. Rinse thoroughly if these products do come in contact with the sink surface and dry it with a towel or a soft cloth.

15MM Tempered Glass Vessel

Prepare counter top by drilling a 1 3/4" diameter drain hole at the desired location. Place the vessel sink on the counter top as shown below.



15MM Tempered Glass Vessel



About Kraus

Kraus is a leading designer and manufacturer of a broad selection of unique bathroom fixtures and accessories, including vessel sinks, faucets, showers, vanities and bathroom accessories. Kraus incorporates its distinguished style with superior functionality and affordability maintaining the highest standards of quality in its vast product line.

The Kraus brand name represents a fusion of leading-edge technology and an eye toward design. Our design team continuously explores broader markets, seeking new trends while maintaining superior quality at unprecedented prices. The Kraus collection has the widest selection of exquisite styles for any type of décor, ranging from modern residences to countryside homes.

For Kraus, durability and reliability have always been vital components for achieving the highest standards of excellence. Every model we offer undergoes rigorous testing and inspection prior to distribution.

The key element of our success is our customers' satisfaction. As a result, our products are in high demand with shoppers worldwide.

NOTE: FAUCET AND WATER SUPPLY ARE NOT INCLUDED