


8070, 8071, 8072 Pivot Door Slides



Features

- Cabinet acts as installation jig
- Cushioned stops and door hold-out
- Three-way adjustable door hinge

8070: 3/4 extension slide with self-close 35mm hinge

8071: 3/4 extension slide without hinge and base

8072: 3/4 extension slide with included hinge base

Mounting: Side

Action: Ball-bearing movement

Load Rating: 30 lb. class

Maximum

Dimensions: Vertical doors: 42" high x 24" wide

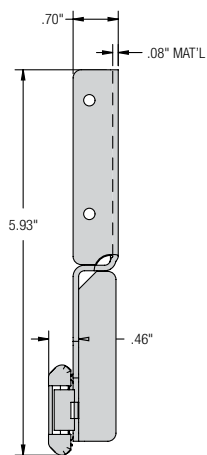
Horizontal pivot doors: 24" high x 48" wide

Clearance:

Maximum Slide Width Including Hinges		
Type	Standard	Salice
Self-close hinge	1-23/32"	1-21/32"
Free-swing hinge	1-23/32"	1-21/32"
Overlay hinge	1-23/32"	1-7/8"
Thick door hinge	2-3/32"	-
Extra-thick door hinge	2-13/32"	2-5/16"

Finish: Ebony Black (EB)

Profile:



8090P CR Raised Panel Cassette Roller




Additional protection for raised panel doors

Product	Pack
8090P CR	1 per poly pack with screws; 20 per carton

Configurations

Poly (P)		1 pair per bag with screws; 10 pairs per carton			
8070EZ Ebony Black (EB)		8071EZ Ebony Black (EB)		8072EZ Ebony Black (EB)	
Includes standard 3/4 inset hinge and baseplate		Hinges and baseplates are not included		Baseplate included; Must order hinges separately	
Size	Poly (P)	Size	Poly (P)	Size	Poly (P)
12"	8070PEZ EB 12	12"	8071PEZ EB 12	12"	8072PEZ EB 12
14"	8070PEZ EB 14	14"	8071PEZ EB 14	14"	8072PEZ EB 14
16"	8070PEZ EB 16	16"	8071PEZ EB 16	16"	8072PEZ EB 16
18"	8070PEZ EB 18	18"	8071PEZ EB 18	18"	8072PEZ EB 18
20"	8070PEZ EB 20	20"	8071PEZ EB 20	20"	8072PEZ EB 20
22"	8070PEZ EB 22	22"	8071PEZ EB 22	22"	8072PEZ EB 22
24"	8070PEZ EB 24	24"	8071PEZ EB 24	24"	8072PEZ EB 24

Recommended Fasteners		KV Part	Finish	Qty
	#6 x 13/32" Phillips Pan Head	1300-83	Zinc (ZC)	1000

Hinge Kit Options



Hinge Kit (K)		2 hinges per kit; 10 kits per carton		
Nickel Hinges (For Use with 8072)				
Kit (K)	Hinge Cup Size	Door Thickness	Application	
8080 HKEZS	35 mm	3/4"	Inset	
8080 HKEZL	40 mm	3/4"	Overlay	
8080 HKEZF	35 mm	3/4"	Inset - Free Swing	
8085 HKEZT	40 mm	1"	Inset - Thick Door	
8086 HKEZX	40 mm	1-1/4"	Inset - Extra Thick Door	
Ebony Black (EB) Hinges (For Use with 8072)				
Kit (K)	Hinge Cup Size	Door Thickness	Application	
8080 HKEZS EB	35 mm	3/4"	Inset	
8080 HKEZL EB	40 mm	3/4"	Overlay	
8085 HKEZT EB	40 mm	1"	Inset - Thick Door	
8086 HKEZX EB	40 mm	1-1/4"	Inset - Extra Thick Door	
Salice Hinges (For Use with 8071) Nickel Finish				
Kit (K)	Hinge Cup Size	Door Thickness	Application	
8080 HKS SAL	35 mm	3/4"	Inset	
8080 HKF SAL	35 mm	3/4"	Inset - Free Swing	
8080 HKL SAL	40 mm	3/4"	Overlay	
8086 HKX SAL	40 mm	1-1/4"	Inset - Thick Door	
Salice Hinges (For Use with 8071) Ebony Black (EB) Finish				
Kit (K)	Hinge Cup Size	Door Thickness	Application	
8080 HKS SAL EB	35 mm	3/4"	Inset	
8080 HKL SAL EB	40 mm	3/4"	Overlay	
8086 HKX SAL EB	40 mm	1-1/4"	Inset - Thick Door	

For additional information on our salice hinge offerings please see page 67.