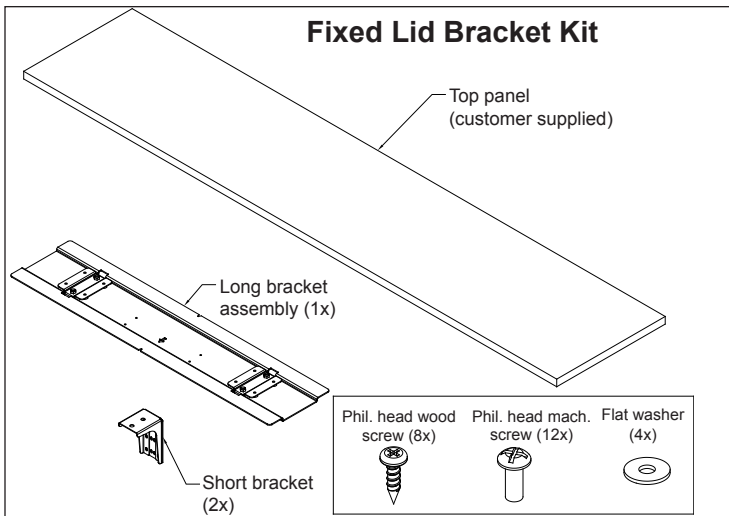


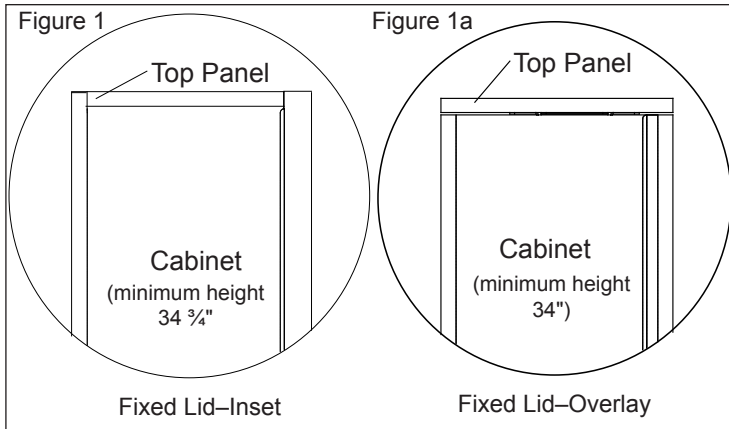
APPLICATIONS: Accessory bracket kit for the CBLIFT-050 that permits a fixed lid cabinet construction.



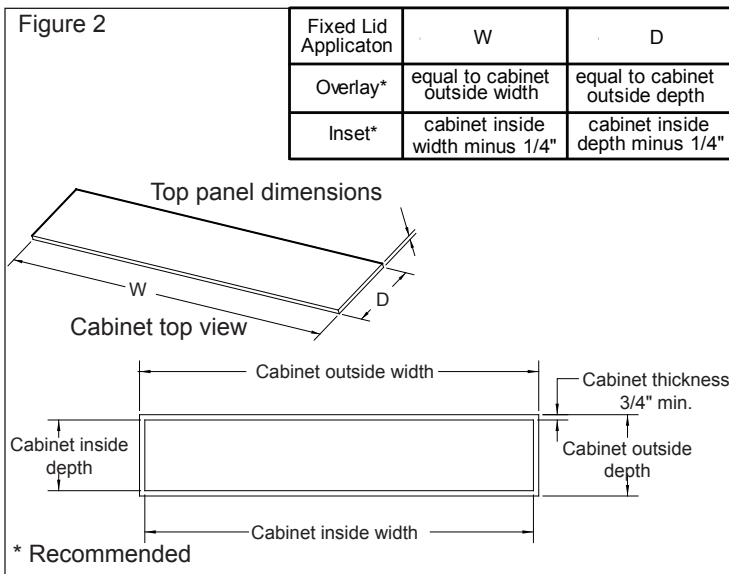
Installation Instructions

Top Panel Requirements

Fixed Lid inset construction is shown in figure 1 and Fixed Lid overlay construction is shown in figure 1a.



Build top panel according to desired inset or overlay layout and cabinet dimensions shown in figure 2.

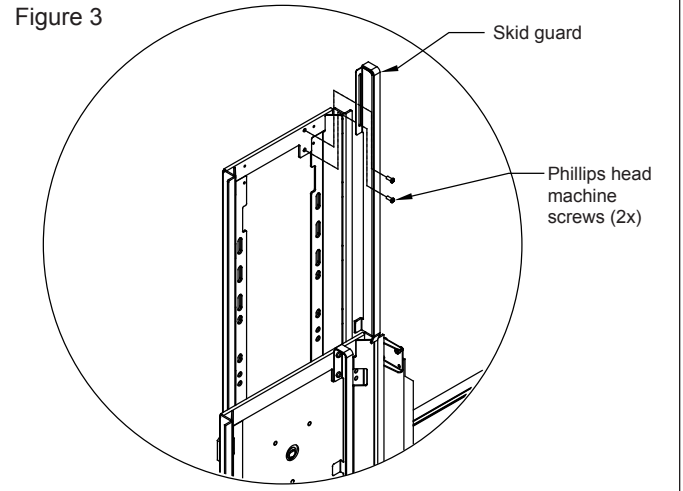


Remove Skid Guard

After mounting the lift inside the cabinet, raise lift to the extended position.

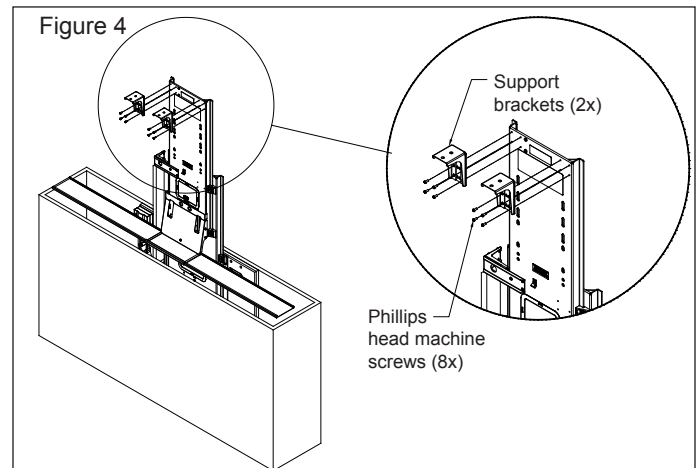
WARNING: Disconnect power after raising lift.

Remove skid guard by removing (2x) phillips head machine screws shown in figure 3.

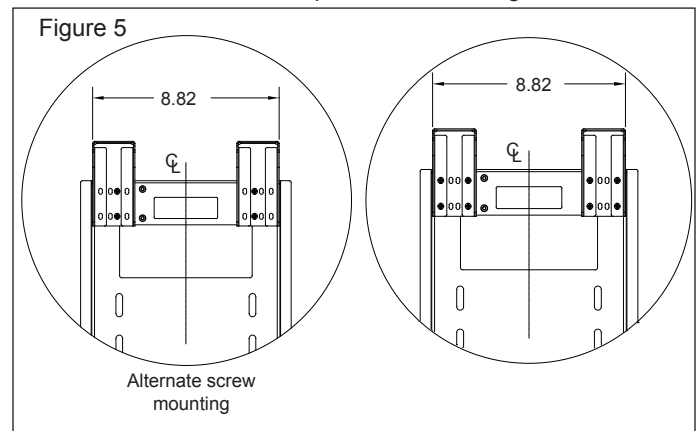


Assemble Fixed Lid to CBLift-050

Install support brackets to inner member of CBLift-050 using (8x) phillips head machine screws shown in figure 4.



Verify support brackets are symmetrical in relation to the center line and 8-13/16" apart as shown in figure 5.

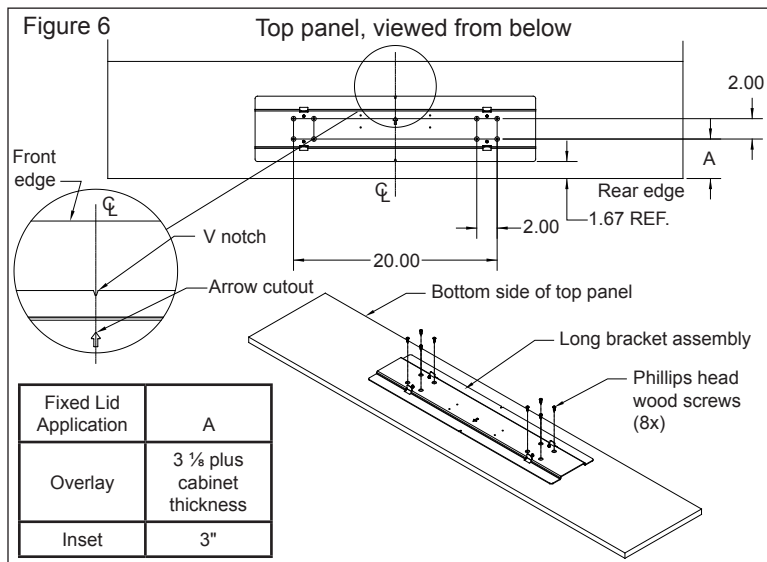


Assemble Fixed Lid to Quick Lift

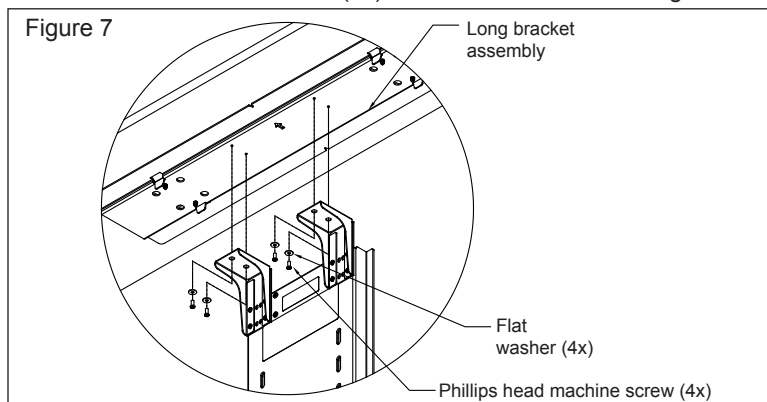
Attach long bracket assembly to top panel using (8x) phillips head screws shown in figure 6. The tabulated dimension A locates position of long bracket assembly to rear edge of top panel. Align V notches on long bracket assembly to center line of top panel. Arrow shape cutout points to the front edge of the top panel shown in figure 6.

Lid Release Feature

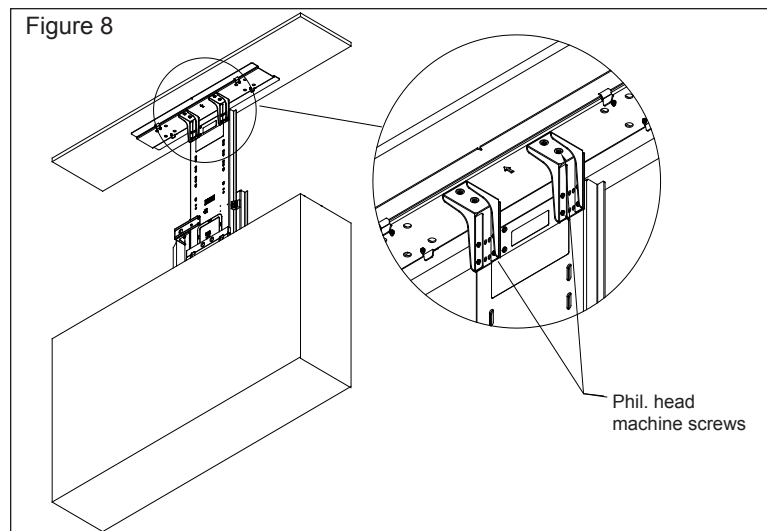
The modular design of the bracket assembly allows for quick release when an obstruction is encountered as the lid lowers.



Mount long bracket assembly to support brackets using (4x) phillips head machine screws and (4x) flat washers as shown in figure 7.



Lower lift to verify top panel is aligned with cabinet opening. If needed adjust position of top panel by loosening screws shown in figure 8, and retighten after adjustment is complete.



Ordering Instructions

Complete your order for Accuride Fixed Lid Bracket Kit by specifying the following:

Total units 1 each 4180-0650-XE
Fixed Lid Bracket Kit part number _____

Specifications

Bracket members: Cold rolled steel.

NOTE: Specifications, materials, prices, terms, and delivery are subject to change without notice.

Packaging/Hardware Kit

Packaging includes: 4180-0650-XE

1 each	Long bracket	
2 each	Short bracket	
8 each	Phillips screws	(m4 x 12 mm)
12 each	Phillip head machine	(m4 x 10 mm)
4 each	Each flat washer	(m4 x 1 mm)

Accuride

ACCURIDE INTERNATIONAL INC.