



1.



2.

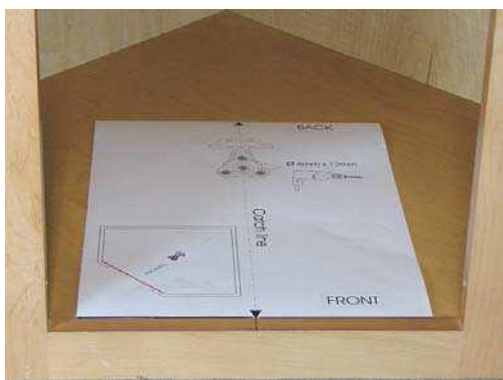


3. Measure the middle



4. Mark the middle line at the bottom

TWISTER



1. Put in drilling template at the bottom



2. Mark the drilling holes




3. Measure the middle at the top



4. Mark the upper middle line



1. Put in drilling template at the top



2. Mark the drilling holes




3. Drill at top and bottom (Ø 8 mm)



4. Put in bottom bearing



1. Put in upper bearing



2. Put on bottom shelf



3. Put on bottom shelf



4. Fix bottom shelf



1. Put on upper shelf



2. Put on upper shelf




3. Put in upper angle



4. Put in upper angle



5.




1.



2. Measure the cabinte height



3. Adjust the height of the fitting



4. Adjust the height of the fitting



1. Put in the fitting



2. Put in the fitting



3. Putt the fitting in bottom bearing



4.



1. Put in the upper angle in the bearing



2. Close the bearing



3. tight the upper shelf in the required height



4.