

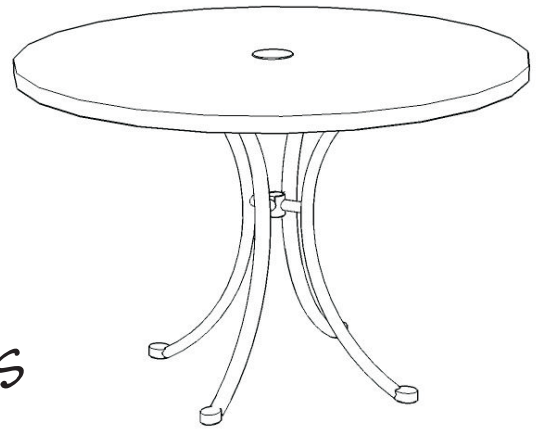
88 5602 30
Del Mar 40" Dining Table
(Black & Gray Tile / Black Finish)

IMPORTANT NOTE

Carefully remove all the parts from the carton and put them individually on a soft cloth to prevent scratches or other damages occurring to the parts.

We have taken great care in the design of this product and request that you carefully and strictly follow our assembly instructions to ensure a completed product as it was designed.

Home Styles



Part List **Hardware List**


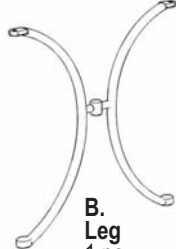
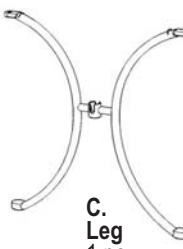

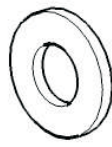
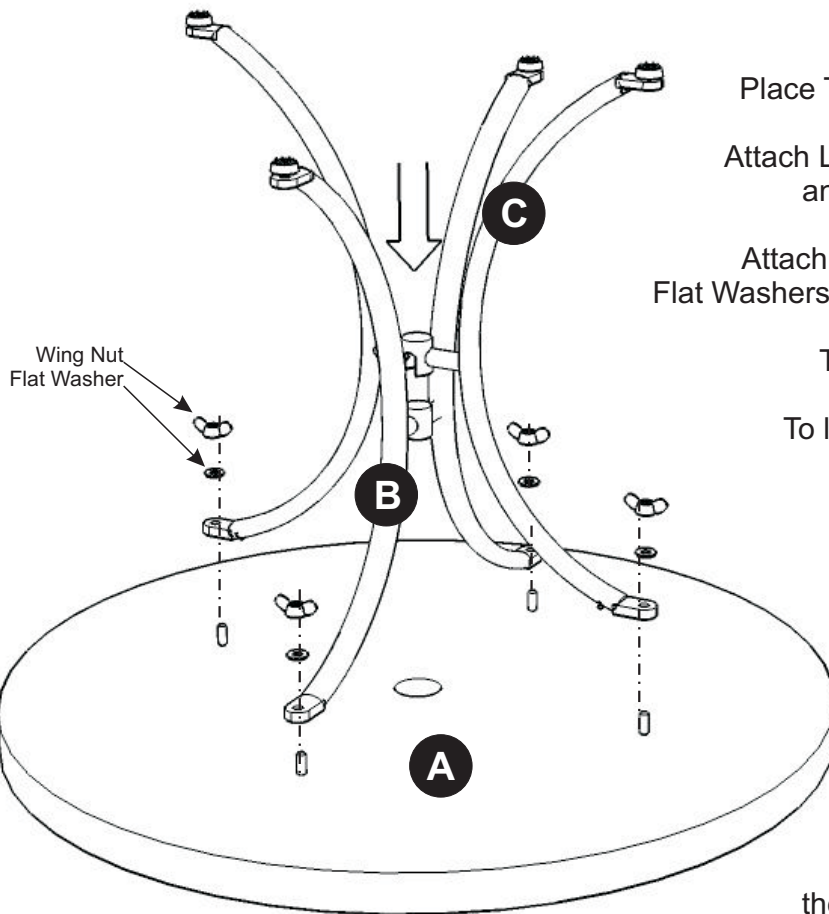
 <p>A. Top 1 pc.</p>	 <p>B. Leg 1 pc.</p>	 <p>C. Leg 1 pc.</p>	 <p>Wing Nut 4 pcs.(+1 extra)</p>	 <p>Flat Washer 4 pcs.(+1 extra)</p>
--	--	--	--	--

Table Assembly



Place Top (A) upside down on a soft cloth.

Attach Leg (B) to Top (A) with Flat Washers and Wing Nuts, tighten Nuts half way.

Attach Leg (C) to Top (A) and Leg (B) with Flat Washers and Wing Nuts, tighten up all Nuts.

Turn the table to its' upright position.

To level the table, adjust the adjustable levelers on the bottom of legs.
(See figure 1)

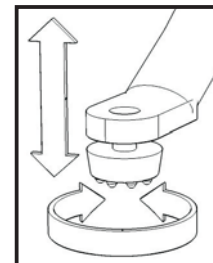


Figure 1

For use with an umbrella, the umbrella hole cover is removable.

Note: Frozen precipitation may damage the top. Store inside in freezing weather.