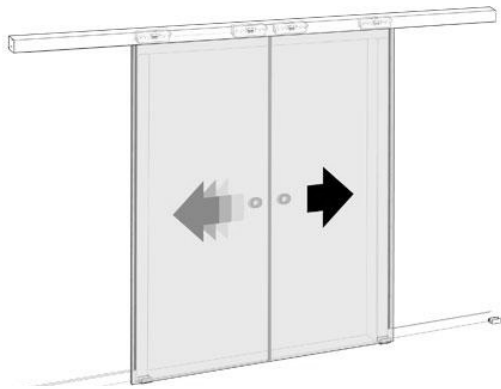



# Covert 144" Series Soft Close Sliding System Applications

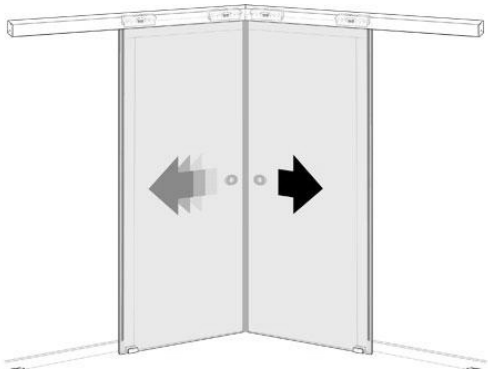
## Bi Parting Double Glass Doors



## Bi Parting Double Glass Doors w/ 2 Fixed Panels



## 90° Corner Unit w/ Double Bi Parting Glass Doors



## 90° Corner Unit 2 Fixed Glass Panels w/ Double Bi Parting Glass Doors

