












# ALLEGRETTO™ HEIGHT ADJUSTABLE TABLE PLANNING GUIDE



# Allegretto Height Adjustable Table Planning Guide

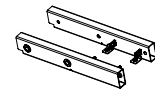
## Planning Guide Instructions

- 1 Find work surface shape and reference page number.
- 2 Go to corresponding page and confirm that your top shape (Width x Depth) fits a specified range.
- 3 From Step 2, select the 'Table Base Required' and the 'Extra Parts Required' to build the table base for your specific work surface.

WORK SURFACE SHAPE		PAGE
RECTANGLE		3
RECTANGLE - Bi-Level		3
RECTANGLE - Curved		3
RECTANGLE - Concave		3
CORNER OFFSET - LH/RH		4
CORNER OFFSET - Keyboard Cutout		5
CORNER 90° - Equal Sides		6
CORNER - Equal		6
CORNER - Equal Bi-Level		6
120° CORNER		7
Other Available Upgrades		7

## PARTS LIST

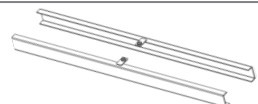
TCACC002\*0350 - Outer Frame Set, 350mm



TCACC001\*0400 - Inner Frame Set, 400mm



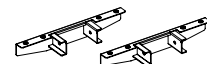
TCACC001\*0810 - Inner Frame Set, 810mm



TCACC008\*120 - Mid Post Frame, 120°



TCACC003\*0380 - Side Support Bracket, Short T, 380mm




If your table top dimension falls outside of a given range, go up to the next size.

To specify color, replace the "\*" in part number with: **B** = Black **S** = Silver  
For example, to get a TCACC002\*0350 in Black, order TCACC002B0350.

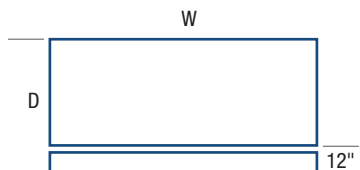
# Rectangle Table Options

TABLE SHAPE	W	D	TABLE BASE REQUIRED	EXTRA PARTS REQUIRED
-------------	---	---	---------------------	----------------------

## RECTANGLE

	28"-47"	23"/24"	TCSS24A36*	TCACC002*0350 - Outer Frame Set, 350mm Order Quantity = 2
	48"-96"	23"/24"	TCSS24A36*	Not required
	28"-47"	29"/30"	TCSS30A36*	TCACC002*0350 - Outer Frame Set, 350mm Order Quantity = 2
	48"-96"	29"/30"	TCSS30A36*	Not required


## RECTANGLE - BI-LEVEL

	28"-48"	30"-35"	TCSS24A36*	TCACC002*0350 - Outer Frame Set, 350mm Order Quantity = 2 TCACC003*0380 - Side Support Bracket, Short T, 380mm Order Quantity = 1
---	---------	---------	------------	--

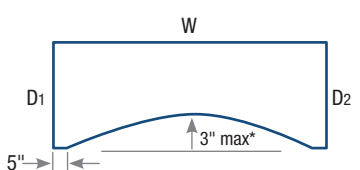
\* B = Black  
\* S = Silver

TABLE SHAPE	W	D1	D2	TABLE BASE REQUIRED	EXTRA PARTS REQUIRED
-------------	---	----	----	---------------------	----------------------

## RECTANGLE - CURVED

	28"-47"	23"/24"	29"/30"	TCSS24A36*	TCACC002*0350 - Outer Frame Set, 350mm Order Quantity = 2
	48"-96"	23"/24"	29"/30"	TCSS24A36*	Not required

## RECTANGLE - CONCAVE

	28"-47"	23"/24"	23"/24"	TCSS30A36*	TCACC002*0350 - Outer Frame Set, 350mm Order Quantity = 2
	48"-96"	29"/30"	29"/30"	TCSS30A36*	Not required

\*Not to exceed offset of 3"

\* B = Black  
\* S = Silver

# Corner Offset LH and RH Table Options

TABLE SHAPE	W <sub>1</sub>	W <sub>2</sub>	D <sub>1</sub>	D <sub>2</sub>	TABLE BASE REQUIRED	EXTRA PARTS REQUIRED
<b>CORNER OFFSET - LH AND RH</b>						
	58"-69"	23"/24"	23"/24"	34"-46"	<b>TCLS24A36*</b>	<b>TCACC001*0400</b> - Inner Frame Set, 400mm Order Quantity = <b>1</b>  <b>TCACC002*0350</b> - Outer Frame Set, 350mm Order Quantity = <b>1</b>
	70"-72"	23"/24"	23"/24"	34"-46"	<b>TCLS24A36*</b>	<b>TCACC002*0350</b> - Outer Frame Set, 350mm Order Quantity = <b>1</b>
	70"-84"	23"/24"	23"/24"	47"-57"	<b>TCLS24A36*</b>	Not required
	70"-84"	23"/24"	23"/24"	58"-69"	<b>TCLS24A36*</b>	<b>TCACC001*0810</b> - Inner Frame Set, 810mm Order Quantity = <b>1</b>

\* B = Black  
\* S = Silver

If your table top dimension falls outside of a given range, go up to the next size.

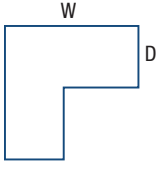
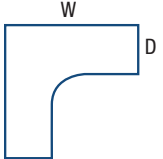
To specify color, replace the "" in part number with: **B** = Black **S** = Silver  
For example, to get a TCACC002\*0350 in Black, order TCACC002**B**0350.

# Corner Offset Keyboard Cutout Table Options

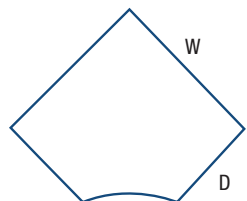

TABLE SHAPE	W <sub>1</sub>	W <sub>2</sub>	D <sub>1</sub>	D <sub>2</sub>	TABLE BASE REQUIRED	EXTRA PARTS REQUIRED
<b>CORNER OFFSET - KEYBOARD CUTOUT</b>						
<p>24" LH Orientation Shown</p>	58"-69"	23"/24"	23"/24"	34"-46"	TCLS24A36*	TCACC001*0400 - Inner Frame Set, 400mm Order Quantity = 1  TCACC002*0350 - Outer Frame Set, 350mm Order Quantity = 1
	70"-72"	23"/24"	23"/24"	34"-46"	TCLS24A36*	TCACC002*0350 - Outer Frame Set, 350mm Order Quantity = 1
	70"-84"	23"/24"	23"/24"	47"-57"	TCLS24A36*	Not required
	70"-84"	23"/24"	23"/24"	58"-69"	TCLS24A36*	TCACC001*0810 - Inner Frame Set, 810mm Order Quantity = 1

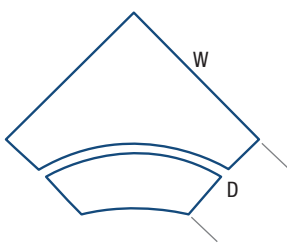
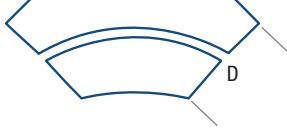
\* B = Black  
\* S = Silver

# Corner Table Options

TABLE SHAPE	W	D	TABLE BASE REQUIRED	EXTRA PARTS REQUIRED
<b>CORNER - EQUAL SIDES</b>				
	48"-60"	23"/24"	<b>TCLS24A36*</b>	<b>TCACC001*0400</b> - Inner Frame Set, 400mm Order Quantity = 2
	61"-84"	23"/24"	<b>TCLS24A36*</b>	Not required

\* B = Black  
\* S = Silver

TABLE SHAPE	W	D	TABLE BASE REQUIRED	EXTRA PARTS REQUIRED
<b>CORNER - EQUAL SIDES</b>				
	34"-47"	23"/24"	<b>TCSS24A36*</b>	<b>TCACC002*0350</b> - Outer Frame Set, 350mm Order Quantity = 2
	48"	29"/30"	<b>TCSS30A36*</b>	<b>TCACC002*0350</b> - Outer Frame Set, 350mm Order Quantity = 2

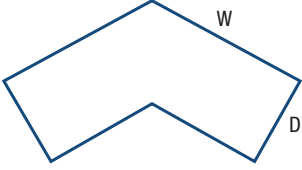
<b>CORNER - EQUAL SIDES BI-LEVEL</b>				
	40"-47"	23"/24"	<b>TCSS24A36*</b>	<b>TCACC002*0350</b> - Outer Frame Set, 350mm Order Quantity = 1 <b>TCACC003*0380</b> - Side Support Bracket, Short T, 380mm Order Quantity = 1
	48"	29"/30"	<b>TCSS30A36*</b>	<b>TCACC002*0350</b> - Outer Frame Set, 350mm Order Quantity = 1 <b>TCACC003*0380</b> - Side Support Bracket, Short T, 380mm Order Quantity = 1

\* B = Black  
\* S = Silver

If your table top dimension falls outside of a given range, go up to the next size.

To specify color, replace the ""\*"" in part number with: **B** = Black **S** = Silver  
For example, to get a TCACC002\*0350 in Black, order TCACC002**B**0350.

# Corner Table Options

TABLE SHAPE	W	D	TABLE BASE REQUIRED	EXTRA PARTS REQUIRED
<b>CORNER 120° - EQUAL SIDES</b>				
	36"-47"	24"-27"	<b>TCLS24A36*</b>	<b>TCACC008*120</b> - Mid Post Frame, 120° Order Quantity = 1
	48"-53"	24"-27"	<b>TCLS24A36*</b>	<b>TCACC001*0400</b> - Inner Frame Set, 400mm Order Quantity = 2 <b>TCACC008*120</b> - Mid Post Frame, 120° Order Quantity = 1
	54"-59"	24"-27"	<b>TCLS24A36*</b>	<b>TCACC001*0810</b> - Inner Frame Set, 810mm Order Quantity = 2 <b>TCACC008*120</b> - Mid Post Frame, 120° Order Quantity = 1
	60"-72"	24"-27"	<b>TCLS24A36*</b>	<b>TCACC008*120</b> - Mid Post Frame, 120° Order Quantity = 1

\* B = Black  
\* S = Silver

## Other Available Upgrades

ITEM	DESCRIPTION
<b>TCACC004B60</b> 	Caster Kit, 60mm, 2 Locking / 2 Non Locking, Black only
<b>TCACC005B</b> 	Two Button, Flush Mount Control (Display in cm only), Black
<b>TCACC005S</b> 	Two Button, Flush Mount Control (Display in cm only), Silver
<b>TCACC006B</b> 	Four Button, Three Memory Presets, Programmable Flush Mount Control (Display in cm only), Black only
<b>TCACC007B</b> 	Six Button, Three Memory Presets, Programmable Under Mount Control (Display in cm only), Black only
<b>TCACC009B</b> 	Seven Button, Four Memory Presets, Programmable Under Mount (Display in inches only), Black